

HSCC HISTORIC F3 GRAND PRIX DE L'AGE D'OR QUALIFYING

Final Classification

Nr.	Driver	Nat	Team	Car		Time	Lap	Total	Gap	Kph
1	20 Thierry GALLO	FRA	France	Tecno F3	B	1:30.676	5	10	-	150.9
2	77 Francois DEROSI	FRA	France	Chevron B17	B	1:31.030	7	7	+0.354	150.3
3	11 Ian BANKHURST	GBR	Great Britain A	Alexis Mk8	B	1:31.074	4	5	+0.398	150.2
4	10 Max BLEES	DEU	Germany	Brabham BT15	B	1:32.197	12	15	+1.521	148.4
5	110 Paul WAINE	GBR	Monaco	De Sanctis F3 69	B	1:32.561	11	11	+1.885	147.8
6	63 Christoph WIDMER	CHE	Switzerland A	Brabham BT18A	B	1:33.151	9	11	+2.475	146.9
7	89 Maurice SLOITINE	FRA	France	Merlyn Mk14A	B	1:33.373	4	16	+2.697	146.5
8	2 Louis MAULINI	CHE	Switzerland A	Merlyn Mk10	B	1:33.521	7	7	+2.845	146.3
9	21 Christian TRABER	CHE	Switzerland A	Brabham BT21	B	1:33.852	5	7	+3.176	145.8
10	16 Mark LINSTONE	GBR		Brabham BT21	B	1:34.019	7	10	+3.343	145.5
11	96 Keith MESSER	GBR	Great Britain A	Vesey VF3	B	1:34.167	9	10	+3.491	145.3
12	1 Jim BLOCKLEY	GBR	Great Britain A	Brabham BT21B	B	1:34.264	4	7	+3.588	145.2
13	50 Jim TIMMS	GBR	Great Britain B	Brabham BT21	B	1:34.388	6	11	+3.712	145.0
14	6 Leif BOSSON	SWE	Sweden	Brabham BT28	B	1:34.916	16	16	+4.240	144.2
15	44 Peter HAMILTON	GBR	Great Britain B	Tecno F3	B	1:36.332	11	14	+5.656	142.0
16	93 Roland FISCHER	DEU	Germany	Tecno F3	B	1:36.595	4	6	+5.919	141.7
17	70 Mauro POPONCINI	BEL	Sweden	Cooper T76	B	1:37.804	12	13	+7.128	139.9
18	30 Clas MULLER	SWE	Sweden	Brabham BT28	B	1:39.284	3	3	+8.608	137.8
19	90 Angelo DELEA	CHE	Switzerland B	Brabham BT16	A	1:39.607	13	13	+8.931	137.4
20	71 Chris HOLLAND	GBR	Great Britain B	Brabham BT21	B	1:40.075	3	5	+9.399	136.7
21	99 Mike PASCALL	GBR	Monaco	Brabham BT21	B	1:41.855	6	6	+11.179	134.3

Not classified:

82	Marcus MUSSA	MCO	Monaco	Tecno F3	B			1		
----	--------------	-----	--------	----------	---	--	--	---	--	--

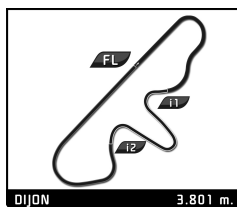
Fastest Lap	Lap	Driver	Time	Kph
	5	Thierry GALLO	1:30.676	150.9

Published at:

Track Status: **DRY**

Stewards:	Timekeeper:
-----------	-------------

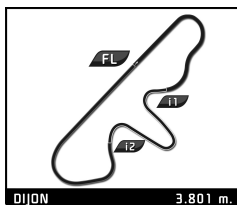




HSCC HISTORIC F3 GRAND PRIX DE L'AGE D'OR QUALIFYING

Best Sector Times

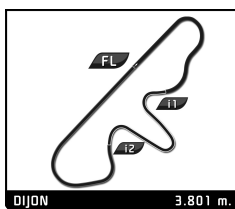
SECTOR 1			SECTOR 2		SECTOR 3		Pos	Driver	Ideal Lap	Best Lap	
Pos	Driver	Time	Driver	Time	Driver	Time					
1	20 T.GALLO	24.324	77 F.DEROSSI	32.557	11 I.BANKHURST	33.239	1	20 T.GALLO	1'30.563	1:30.676	(1)
2	11 I.BANKHURST	24.859	10 M.BLEES	32.922	20 T.GALLO	33.263	2	77 F.DEROSSI	1'30.824	1:31.030	(2)
3	77 F.DEROSSI	24.865	11 I.BANKHURST	32.962	10 M.BLEES	33.353	3	11 I.BANKHURST	1'31.060	1:31.074	(3)
4	110 P.WAINE	25.118	20 T.GALLO	32.976	77 F.DEROSSI	33.402	4	10 M.BLEES	1'31.625	1:32.197	(4)
5	63 C.WIDMER	25.127	89 M.SLOTINE	33.107	50 J.TIMMS	33.750	5	110 P.WAINE	1'32.456	1:32.561	(5)
6	21 C.TRABER	25.157	2 L.MAULINI	33.259	16 M.LINSTONE	33.828	6	89 M.SLOTINE	1'32.473	1:33.373	(7)
7	10 M.BLEES	25.350	63 C.WIDMER	33.443	110 P.WAINE	33.875	7	63 C.WIDMER	1'32.628	1:33.151	(6)
8	89 M.SLOTINE	25.390	110 P.WAINE	33.463	89 M.SLOTINE	33.976	8	2 L.MAULINI	1'33.175	1:33.521	(8)
9	96 K.MESSER	25.407	96 K.MESSER	33.656	63 C.WIDMER	34.058	9	96 K.MESSER	1'33.259	1:34.167	(11)
10	1 J.BLOCKLEY	25.574	6 L.BOSSON	33.780	96 K.MESSER	34.196	10	21 C.TRABER	1'33.691	1:33.852	(9)
11	50 J.TIMMS	25.584	16 M.LINSTONE	33.894	1 J.BLOCKLEY	34.258	11	1 J.BLOCKLEY	1'33.735	1:34.264	(12)
12	93 R.FISCHER	25.649	1 J.BLOCKLEY	33.903	2 L.MAULINI	34.261	12	50 J.TIMMS	1'33.968	1:34.388	(13)
13	2 L.MAULINI	25.655	21 C.TRABER	34.014	93 R.FISCHER	34.519	13	16 M.LINSTONE	1'34.019	1:34.019	(10)
14	6 L.BOSSON	25.786	44 P.HAMILTON	34.446	21 C.TRABER	34.520	14	6 L.BOSSON	1'34.341	1:34.916	(14)
15	44 P.HAMILTON	26.171	50 J.TIMMS	34.634	6 L.BOSSON	34.775	15	44 P.HAMILTON	1'35.935	1:36.332	(15)
16	16 M.LINSTONE	26.297	70 M.POPONCINI	34.877	44 P.HAMILTON	35.318	16	93 R.FISCHER	1'36.067	1:36.595	(16)
17	90 A.DELEA	26.909	71 C.HOLLAND	35.755	70 M.POPONCINI	35.432	17	70 M.POPONCINI	1'37.295	1:37.804	(17)
18	99 M.PASCALL	26.932	90 A.DELEA	35.797	30 C.MULLER	35.516	18	90 A.DELEA	1'38.504	1:39.607	(19)
19	70 M.POPONCINI	26.986	93 R.FISCHER	35.899	90 A.DELEA	35.798	19	30 C.MULLER	1'39.132	1:39.284	(18)
20	71 C.HOLLAND	27.565	30 C.MULLER	35.976	99 M.PASCALL	36.021	20	99 M.PASCALL	1'39.338	1:41.855	(21)
21	30 C.MULLER	27.640	99 M.PASCALL	36.385	71 C.HOLLAND	36.021	21	71 C.HOLLAND	1'39.341	1:40.075	(20)
22	82 M.MUSSA	35.222	82 M.MUSSA	41.236	82 M.MUSSA	39.607	22	82 M.MUSSA	1'56.065		



HSCC HISTORIC F3 GRAND PRIX DE L'AGE D'OR QUALIFYING

Fastest Lap Sequence

Practice Time	Driver	Team	Car	Class	Time	Kph	Lap
1:54.116	89 Maurice SLOTINE	France	Merlyn Mk14A	B	1:46.315	128.7	2
3:21.456	77 Francois DEROSI	France	Chevron B17	B	1:31.956	148.8	2
4:52.618	77 Francois DEROSI	France	Chevron B17	B	1:31.162	150.1	3
6:37.852	20 Thierry GALLO	France	Tecno F3	B	1:30.676	150.9	5



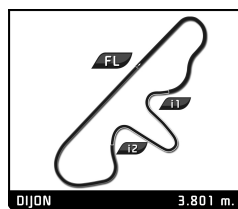
HSCC HISTORIC F3 GRAND PRIX DE L'AGE D'OR QUALIFYING

Analysis

Personal Best Session Best B Crossing the finish line in pit lane

Lap	Time	Sector 1	Sector 2	Sector 3	Kph	Elapsed	Lap	Time	Sector 1	Sector 2	Sector 3	Kph	Elapsed		
1	Jim BLOCKLEY	GBR						15	2:13.675 B	25.593	33.298	1:14.784	102.4	25:10.790	
	Great Britain A	Brabham BT21B													
1	2:01.716	50.412	36.703	34.601	112.4	2:01.716									
2	1:36.438	26.693	35.383	34.362	141.9	3:38.154									
3	1:36.145	25.845	36.042	34.258	142.3	5:14.299									
4	1:34.264	25.574	34.126	34.564	145.2	6:48.563									
5	1:36.721	25.913	33.903	36.905	141.5	8:25.284									
6	1:34.759	25.589	34.429	34.741	144.4	10:00.043									
7	7:26.745 B	30.202	38.544	6:17.999	30.6	17:26.788									
2	Louis MAULINI	CHE						11	Ian BANKHURST	GBR					
	Switzerland A	Merlyn Mk10							Great Britain A	Alexis Mk8					
1	2:07.016	53.241	37.947	35.828	107.7	2:07.016	1	2:00.308	49.797	36.640	33.871	113.7	2:00.308		
2	1:35.191	26.592	33.982	34.617	143.7	3:42.207	2	1:33.978	25.699	34.499	33.780	145.6	3:34.286		
3	1:33.609	25.655	33.422	34.532	146.2	5:15.816	3	1:33.235	25.515	34.481	33.239	146.8	5:07.521		
4	1:34.083	25.690	34.132	34.261	145.4	6:49.899	4	1:31.074	24.859	32.962	33.253	150.2	6:38.595		
5	1:52.199	32.342	42.108	37.749	122.0	8:42.098	5	1:43.008	29.014	35.993	38.001	132.8	8:21.603		
6	1:50.011	27.513	42.428	40.070	124.4	10:32.109									
7	1:33.521	25.789	33.259	34.473	146.3	12:05.630									
6	Leif BOSSON	SWE						16	Mark LINSTONE	GBR					
	Sweden	Brabham BT28							Switzerland A	Brabham BT21					
1	2:08.546	54.082	37.802	36.662	106.4	2:08.546	1	2:33.334	1:15.593	41.056	36.685	89.2	2:33.334		
2	1:38.883	27.573	35.652	35.658	138.4	3:47.429	2	1:36.699	26.514	35.446	34.739	141.5	4:10.033		
3	1:35.607	26.118	34.088	35.401	143.1	5:23.036	3	1:36.159	26.788	34.994	34.377	142.3	5:46.192		
4	1:35.143	26.075	34.206	34.862	143.8	6:58.179	4	1:36.614	27.115	34.848	34.651	141.6	7:22.806		
5	1:35.758	25.798	34.563	35.397	142.9	8:33.937	5	1:36.726	27.321	34.653	34.752	141.5	8:59.532		
6	1:36.136	26.731	34.630	34.775	142.3	10:10.073	6	1:35.997	26.734	34.631	34.632	142.5	10:35.529		
7	1:37.034	26.830	34.779	35.425	141.0	11:47.107	7	1:34.019	26.297	33.894	33.828	145.5	12:09.548		
8	1:35.674	25.954	34.383	35.337	143.0	13:22.781	8	3:51.337 B	26.298	34.976	2:50.063	59.2	16:00.885		
9	1:36.558	26.823	34.261	35.474	141.7	14:59.339	9	2:19.962 B				97.8	18:20.847		
10	1:35.969	26.099	34.210	35.660	142.6	16:35.308	10	30.242 B				452.5	18:51.089		
11	1:35.850	26.356	34.092	35.402	142.8	18:11.158									
12	1:35.177	25.952	33.818	35.407	143.8	19:46.335									
13	1:37.245	26.031	34.229	36.985	140.7	21:23.580									
14	1:35.469	26.592	34.006	34.871	143.3	22:59.049									
15	1:36.129	26.980	34.068	35.081	142.3	24:35.178									
16	1:34.916	25.786	33.780	35.350	144.2	26:10.094									
10	Max BLEES	DEU						20	Thierry GALLO	FRA					
	Germany	Brabham BT15							France	Tecno F3					
1	2:18.739	1:01.298	39.080	38.361	98.6	2:18.739	1	11.275				213.6	11.275		
2	1:38.065	28.842	34.500	34.723	139.5	3:56.804	2	1:49.808	37.764	37.304	34.740	124.6	2:01.083		
3	1:34.698	26.575	33.836	34.287	144.5	5:31.502	3	1:33.585	26.571	33.751	33.263	146.2	3:34.668		
4	1:36.988	27.159	34.022	35.807	141.1	7:08.490	4	1:32.508	25.494	33.169	33.845	147.9	5:07.176		
5	1:34.032	26.485	33.480	34.067	145.5	8:42.522	5	1:30.676	24.324	32.976	33.376	150.9	6:37.852		
6	1:36.004	27.961	34.086	33.957	142.5	10:18.526	6	1:33.943	27.437	33.066	33.440	145.7	8:11.795		
7	1:34.652	26.570	33.957	34.125	144.6	11:53.178	7	1:32.112	24.696	33.644	33.772	148.6	9:43.907		
8	1:32.558	25.551	33.202	33.805	147.8	13:25.736	8	1:57.567	45.786	37.112	34.669	116.4	11:41.474		
9	1:33.071	25.812	32.922	34.337	147.0	14:58.807	9	1:31.080	24.655	33.070	33.355	150.2	13:12.554		
10	1:34.237	25.506	33.179	35.552	145.2	16:33.044	10	1:31.912	24.707	33.088	34.117	148.9	14:44.466		
11	1:32.522	25.350	33.197	33.975	147.9	18:05.566									
12	1:32.197	25.762	33.082	33.353	148.4	19:37.763									
13	1:45.668	25.701	36.519	43.448	129.5	21:23.431									
14	1:33.684	25.562	33.685	34.437	146.1	22:57.115									
30	Clas MULLER	SWE						21	Christian TRABER	CHE					
	Sweden	Brabham BT28							Switzerland A	Brabham BT21					
1	2:23.329	1:04.566	40.616	38.147	95.5	2:23.329	1	2:31.544				90.3	2:31.544		
2	1:43.531	29.202	36.995	37.334	132.2	4:06.860	2	3:10.338				71.9	5:41.882		
3	1:39.284	27.792	35.976	35.516	137.8	5:46.144	3	10:16.221 B				22.2	15:58.103		
							4	1:58.553	43.485	40.208	34.860	115.4	17:56.656		
							5	1:33.852	25.157	34.014	34.681	145.8	19:30.508		
							6	1:52.202	32.050	41.520	38.632	122.0	21:22.710		
							7	1:34.263	25.665	34.078	34.520	145.2	22:56.973		
44	Peter HAMILTON	GBR						30	Clas MULLER	SWE					
	Great Britain B	Tecno F3							Sweden	Brabham BT28					
1	2:13.004	55.891	38.767	38.346	102.9	2:13.004	1	2:23.329	1:04.566	40.616	38.147	95.5	2:23.329		
							2	1:43.531	29.202	36.995	37.334	132.2	4:06.860		
							3	1:39.284	27.792	35.976	35.516	137.8	5:46.144		





HSCC HISTORIC F3 GRAND PRIX DE L'AGE D'OR QUALIFYING

Analysis

Personal Best Session Best B Crossing the finish line in pit lane

Lap	Time	Sector 1	Sector 2	Sector 3	Kph	Elapsed	Lap	Time	Sector 1	Sector 2	Sector 3	Kph	Elapsed
2	1:38.638	27.146	35.496	35.996	138.7	3:51.642	13	1:38.343	27.522	34.877	35.944	139.1	25:16.812
3	1:37.286	27.026	34.942	35.318	140.7	5:28.928							
4	1:38.004	26.768	35.044	36.192	139.6	7:06.932							
5	1:37.596	26.647	34.879	36.070	140.2	8:44.528							
6	1:58.547	34.555	45.339	38.653	115.4	10:43.075							
7	1:38.455	27.383	35.275	35.797	139.0	12:21.530							
8	1:37.667	26.480	34.961	36.226	140.1	13:59.197							
9	2:00.930	34.112	43.830	42.988	113.2	16:00.127							
10	1:38.870	27.347	35.215	36.308	138.4	17:38.997							
11	1:36.332	26.171	34.446	35.715	142.0	19:15.329							
12	2:14.876	35.387	45.366	54.123	101.5	21:30.205							
13	1:53.179	35.982	40.664	36.533	120.9	23:23.384							
14	1:36.892	26.613	34.626	35.653	141.2	25:00.276							

50 Jim TIMMS		Great Britain B		Brabham BT21		GBR	
1	19.495					701.9	19.495
2	0.137 B					880.3	19.632
3	1:51.640	35.390	38.831	37.419	122.6		2:11.272
4	1:37.836	27.434	35.431	34.971	139.9		3:49.108
5	1:35.350	26.283	34.924	34.143	143.5		5:24.458
6	1:34.388	26.004	34.634	33.750	145.0		6:58.846
7	1:34.965	25.920	34.839	34.206	144.1		8:33.811
8	1:35.712	26.050	34.904	34.758	143.0		10:09.523
9	1:36.808	26.680	34.636	35.492	141.3		11:46.331
10	1:35.596	25.584	34.906	35.106	143.1		13:21.927
11	2:59.514 B	34.376	46.581	1:38.557	76.2		16:21.441

63 Christoph WIDMER		Switzerland A		Brabham BT18A		CHE	
1	1:54.123	41.786	36.742	35.595	119.9		1:54.123
2	1:36.701	27.371	34.734	34.596	141.5		3:30.824
3	1:33.679	25.520	33.695	34.464	146.1		5:04.503
4	1:33.548	25.472	33.805	34.271	146.3		6:38.051
5	1:37.813	28.904	34.129	34.780	139.9		8:15.864
6	1:34.008	25.431	33.723	34.854	145.6		9:49.872
7	1:34.615	26.446	33.693	34.476	144.6		11:24.487
8	1:33.407	25.560	33.525	34.322	146.5		12:57.894
9	1:33.151	25.363	33.443	34.345	146.9		14:31.045
10	1:33.289	25.259	33.972	34.058	146.7		16:04.334
11	1:33.296	25.127	33.568	34.601	146.7		17:37.630

70 Mauro POPONCINI		Sweden		Cooper T76		BEL	
1	2:44.860	1:15.059	47.240	42.561	83.0		2:44.860
2	2:01.490	36.229	42.924	42.337	112.6		4:46.350
3	1:48.370	31.699	38.868	37.803	126.3		6:34.720
4	3:32.830 B	30.591	38.559	2:23.680	64.3		10:07.550
5	1:50.639	37.032	36.675	36.932	123.7		11:58.189
6	1:42.770	29.433	36.186	37.151	133.1		13:40.959
7	1:42.058	28.734	36.203	37.121	134.1		15:23.017
8	1:40.184	27.797	35.922	36.465	136.6		17:03.201
9	1:38.861	27.998	35.205	35.658	138.4		18:42.062
10	1:38.670	27.211	35.715	35.744	138.7		20:20.732
11	1:39.933	26.986	36.753	36.194	136.9		22:00.665
12	1:37.804	27.350	35.022	35.432	139.9		23:38.469

71 Chris HOLLAND		Great Britain B		Brabham BT21		GBR	
1	2:06.978	52.236	37.535	37.207	107.8		2:06.978
2	1:41.833	28.540	37.272	36.021	134.4		3:48.811
3	1:40.075	28.283	35.755	36.037	136.7		5:28.886
4	1:45.920	27.565	35.946	42.409	129.2		7:14.806
5	17:04.973 B	38.070	46.319	...	13.4		24:19.779

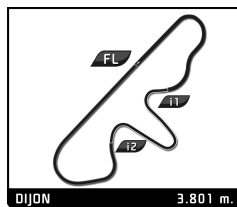
77 Francois DEROSI		France		Chevron B17		FRA	
1	1:49.500	40.322	34.942	34.236	125.0		1:49.500
2	1:31.956	25.395	32.697	33.864	148.8		3:21.456
3	1:31.162	24.865	32.684	33.613	150.1		4:52.618
4	1:32.103	25.807	32.740	33.556	148.6		6:24.721
5	1:31.108	25.139	32.567	33.402	150.2		7:55.829
6	1:36.216	27.751	34.645	33.820	142.2		9:32.045
7	1:31.030	24.988	32.557	33.485	150.3		11:03.075

82 Marcus MUSSA		Monaco		Tecno F3		MCO	
1	2:36.953	1:16.110	41.236	39.607	87.2		2:36.953

89 Maurice SLOTINE		France		Merlyn Mk14A		FRA	
1	7.801					754.1	7.801
2	1:46.315	35.975	36.364	33.976	128.7		1:54.116
3	1:34.731	26.553	33.706	34.472	144.4		3:28.847
4	1:33.373	25.875	33.215	34.283	146.5		5:02.220
5	1:34.023	25.390	33.107	35.526	145.5		6:36.243
6	1:34.159	26.684	33.139	34.336	145.3		8:10.402
7	1:33.519	25.446	33.768	34.305	146.3		9:43.921
8	1:36.983	28.531	33.555	34.897	141.1		11:20.904
9	1:34.951	26.440	34.099	34.412	144.1		12:55.855
10	1:34.566	25.899	33.551	35.116	144.7		14:30.421
11	1:33.962	25.619	33.632	34.711	145.6		16:04.383
12	1:48.592	32.550	39.342	36.700	126.0		17:52.975
13	1:33.976	26.339	33.530	34.107	145.6		19:26.951
14	1:34.316	25.816	33.917	34.583	145.1		21:01.267
15	1:34.048	25.634	33.857	34.557	145.5		22:35.315
16	2:27.833 B	25.906	44.469	1:17.458	92.6		25:03.148

90 Angelo DELEA		Switzerland B		Brabham BT16		CHE	
1	2:46.587	1:17.546	46.051	42.990	82.1		2:46.587
2	2:00.647	35.614	43.138	41.895	113.4		4:47.234
3	1:49.881	32.230	39.504	38.147	124.5		6:37.115
4	1:47.898	29.944	39.658	38.296	126.8		8:25.013
5	1:44.867	28.342	38.392	38.133	130.5		10:09.880
6	1:44.157	29.267	37.857	37.033	131.4		11:54.037
7	1:41.422	27.613	37.104	36.705	134.9		13:35.459
8	1:42.541	27.865	37.145	37.531	133.4		15:18.000
9	1:41.122	27.878	36.682	36.562	135.3		16:59.122
10	1:40.137	27.426	36.293	36.418	136.6		18:39.259





HSCC HISTORIC F3 GRAND PRIX DE L'AGE D'OR QUALIFYING

Analysis

■ Personal Best
 ■ Session Best
 B Crossing the finish line in pit lane

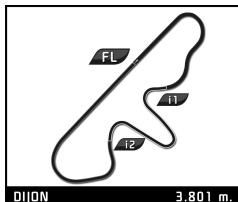
Lap	Time	Sector 1	Sector 2	Sector 3	Kph	Elapsed	Lap	Time	Sector 1	Sector 2	Sector 3	Kph	Elapsed
11	1:40.001	27.328	36.281	36.392	136.8	20:19.260							
12	1:41.775	27.593	37.966	36.216	134.4	22:01.035							
13	1:39.607	28.012	35.797	35.798	137.4	23:40.642							

93 Roland FISCHER		DEU					
Germany		Tecno F3					
1	10.421				313.1	10.421	
2	1:49.933	37.747	37.461	34.725	124.5	2:00.354	
3	1:37.372	26.954	35.899	34.519	140.5	3:37.726	
4	1:36.595	25.649	36.127	34.819	141.7	5:14.321	
5	1:38.530	26.025	37.234	35.271	138.9	6:52.851	
6	6:39.013 B	29.470	40.880	5:28.663	34.3	13:31.864	

96 Keith MESSER		GBR					
Great Britain A		Vesey VF3					
1	2:11.285	56.734	38.348	36.203	104.2	2:11.285	
2	1:37.533	25.820	36.259	35.454	140.3	3:48.818	
3	1:35.187	25.807	34.569	34.811	143.8	5:24.005	
4	1:34.249	25.783	34.197	34.269	145.2	6:58.254	
5	1:37.107	27.369	35.175	34.563	140.9	8:35.361	
6	1:35.025	26.182	34.314	34.529	144.0	10:10.386	
7	1:38.021	29.095	34.730	34.196	139.6	11:48.407	
8	1:34.454	25.407	34.139	34.908	144.9	13:22.861	
9	1:34.167	25.470	33.656	35.041	145.3	14:57.028	
10	2:06.952 B	25.551	34.007	1:07.394	107.8	17:03.980	

99 Mike PASCALL		GBR					
Monaco		Brabham BT21					
1	2:22.835	1:02.289	41.881	38.665	95.8	2:22.835	
2	1:44.753	28.869	37.377	38.507	130.6	4:07.588	
3	1:44.830	28.837	38.197	37.796	130.5	5:52.418	
4	1:50.128	28.288	36.747	45.093	124.3	7:42.546	
5	1:42.633	28.287	36.625	37.721	133.3	9:25.179	
6	1:41.855	29.449	36.385	36.021	134.3	11:07.034	

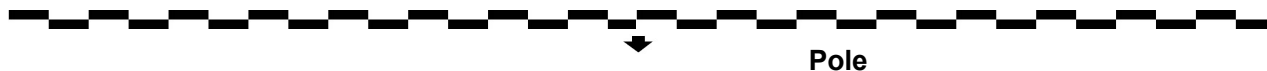
110 Paul WAINE		GBR					
Monaco		De Sanctis F3 69					
1	2:53.298	1:21.904	44.832	46.562	79.0	2:53.298	
2	1:53.154	30.968	41.712	40.474	120.9	4:46.452	
3	1:36.812	26.695	35.052	35.065	141.3	6:23.264	
4	1:35.675	26.792	34.469	34.414	143.0	7:58.939	
5	1:34.286	25.669	34.514	34.103	145.1	9:33.225	
6	1:35.747	26.878	34.610	34.259	142.9	11:08.972	
7	1:36.797	25.464	36.865	34.468	141.4	12:45.769	
8	1:33.917	25.118	33.938	34.861	145.7	14:19.686	
9	1:38.198	25.293	33.506	39.399	139.3	15:57.884	
10	1:34.132	26.065	33.968	34.099	145.4	17:32.016	
11	1:32.561	25.223	33.463	33.875	147.8	19:04.577	



HSCC HISTORIC F3
GRAND PRIX DE L'AGE D'OR
RACE 1 (25')

Starting Grid

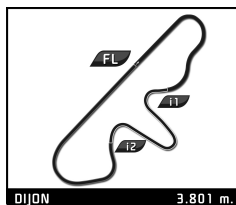
Marcus MUSSA	Monaco	82	- 11 -	99	Monaco	1:41.855	Mike PASCALL	
1:40.075	Chris HOLLAND	Great Britain B	71	- 10 -	90	Switzerland B	1:39.607	Angelo DELEA
1:39.284	Clas MULLER	Sweden	30	- 9 -	70	Sweden	1:37.804	Mauro POPONCINI
1:36.595	Roland FISCHER	Germany	93	- 8 -	44	Great Britain B	1:36.332	Peter HAMILTON
1:34.916	Leif BOSSON	Sweden	6	- 7 -	50	Great Britain B	1:34.388	Jim TIMMS
1:34.264	Jim BLOCKLEY	Great Britain A	1	- 6 -	96	Great Britain A	1:34.167	Keith MESSER
1:34.019	Mark LINSTONE		16	- 5 -	21	Switzerland A	1:33.852	Christian TRABER
1:33.521	Louis MAULINI	Switzerland A	2	- 4 -	89	France	1:33.373	Maurice SLOTINE
1:33.151	Christoph WIDMER	Switzerland A	63	- 3 -	110	Monaco	1:32.561	Paul WAINE
1:32.197	Max BLEES	Germany	10	- 2 -	11	Great Britain A	1:31.074	Ian BANKHURST
1:31.030	Francois DEROSI	France	77	- 1 -	20	France	1:30.676	Thierry GALLO



Pole

Stewards:	Timekeeper:
-----------	-------------





HSCC HISTORIC F3

GRAND PRIX DE L'AGE D'OR

RACE 1 (25')

Final Classification

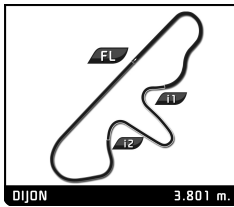
Drivers	Nat	Team	Vehicle	Class	Laps	Total Time	Gap	Kph	Best Lap	
									Lap	Time Kph
1 20 Thierry GALLO	FRA	France	Tecno F3	B	16	26:23.720	-	138.2	3	1:31.158 150.1
2 96 Keith MESSER	GBR	Great Britain A	Vesey VF3	B	16	26:41.644	+17.924	136.7	13	1:32.524 147.9
3 89 Maurice SLOTINE	FRA	France	Merlyn Mk14A	B	16	26:42.822	+19.102	136.6	13	1:32.932 147.2
4 63 Christoph WIDMER	CHE	Switzerland A	Brabham BT18A	B	16	26:48.242	+24.522	136.1	5	1:33.227 146.8
5 6 Leif BOSSON	SWE	Sweden	Brabham BT28	B	16	26:49.116	+25.396	136.1	12	1:33.647 146.1
6 110 Paul WAINE	GBR	Monaco	De Sanctis F3 69	B	16	26:49.207	+25.487	136.1	13	1:32.213 148.4
7 82 Marcus MUSSA	MCO	Monaco	Tecno F3	B	16	26:50.533	+26.813	135.9	11	1:33.788 145.9
8 50 Jim TIMMS	GBR	Great Britain B	Brabham BT21	B	16	26:51.036	+27.316	135.9	9	1:33.758 145.9
9 30 Clas MULLER	SWE	Sweden	Brabham BT28	B	16	27:04.300	+40.580	134.8	12	1:34.605 144.6
10 70 Mauro POPONCINI	BEL	Sweden	Cooper T76	B	16	27:22.092	+58.372	133.3	11	1:37.059 141.0
11 99 Mike PASCALL	GBR	Monaco	Brabham BT21	B	16	27:40.463	+1:16.743	131.9	12	1:35.784 142.9
12 44 Peter HAMILTON	GBR	Great Britain B	Tecno F3	B	16	27:40.948	+1:17.228	131.8	3	1:36.163 142.3
13 1 Jim BLOCKLEY	GBR	Great Britain A	Brabham BT21B	B	15	25:11.848	1 Lap	135.8	12	1:33.101 147.0
14 10 Max BLEES	DEU	Germany	Brabham BT15	B	14	23:59.863	2 Laps	133.0	12	1:32.218 148.4
Not classified:										
77 Francois DEROSI	FRA	France	Chevron B17	B	10	18:37.902			10	1:31.129 150.2
2 Louis MAULINI	CHE	Switzerland A	Merlyn Mk10	B	5	7:59.271			5	1:32.905 147.3
21 Christian TRABER	CHE	Switzerland A	Brabham BT21	B	5	7:59.743			3	1:33.952 145.6
90 Angelo DELEA	CHE	Switzerland B	Brabham BT16	A	4	6:44.349			4	1:35.915 142.7
93 Roland FISCHER	DEU	Germany	Tecno F3	B	4	16:42.850				
Not started										
11 Ian BANKHURST	GBR	Great Britain A	Alexis Mk8	B						
16 Mark LINSTONE	GBR		Brabham BT21	B						
71 Chris HOLLAND	GBR	Great Britain B	Brabham BT21	B						

Pole Position	T. GALLO	1:30.676	150.9 Kph
Fastest Lap	Lap 10 Francois DEROSI	1:31.129	150.2 Kph

Published at:

Track Status: **DRY**

Stewards:	Timekeeper:
------------------	--------------------

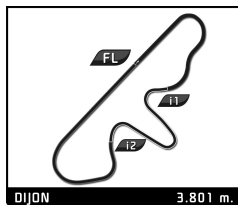


HSCC HISTORIC F3
GRAND PRIX DE L'AGE D'OR
RACE 1

Lap Chart

		LAP																	
Nr	Pos	Grid	1	2	3	4	5	6	7	8	9	10	11	12	13	14	15	16	
20	1	20	77	77	77	77	20	20	20	20	20	20	20	20	20	20	20	20	
77	2	77	20	20	20	20	2	10	10	10	10	10	10	10	10	10	96	96	96
11	3	11	63	21	21	21	21	63	63	63	110	1	1	1	96	89	89	89	
10	4	10	10	63	2	2	10	110	110	110	1	89	89	96	89	63	1	63	
110	5	110	21	10	10	10	63	89	89	89	63	63	96	89	1	1	63	6	
63	6	63	2	2	110	63	110	1	1	1	89	96	63	63	63	6	6	110	
89	7	89	50	50	63	89	89	96	96	96	96	50	50	50	50	50	110	82	
2	8	2	110	110	50	110	1	50	50	50	50	6	6	6	6	82	50	50	
21	9	21	89	89	89	1	96	6	6	6	6	82	82	82	82	110	82	30	
16	10	16	1	1	1	50	50	44	44	44	82	30	30	110	110	30	30	70	
96	11	96	96	96	96	96	6	82	82	82	30	110	110	30	30	10	70	99	
1	12	1	6	6	6	6	44	30	30	30	44	99	99	99	99	70	99	44	
50	13	50	44	44	44	44	82	70	70	70	99	70	70	70	70	99	44		
6	14	6	99	30	82	90	30	99	99	99	70	44	44	44	44	44			
44	15	44	30	82	90	82	70	77	77	77	77								
93	16	93	82	90	30	30	99												
70	17	70	70	70	70	70	77												
30	18	30	90	99	99	99													
90	19	90	93	93	93	93													
71	20	71																	
99	21	99																	
82	22	82																	

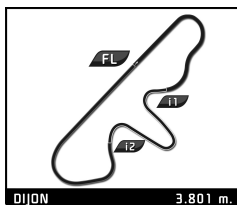




HSCC HISTORIC F3 GRAND PRIX DE L'AGE D'OR RACE 1

Best Sector Times

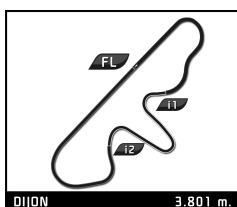
SECTOR 1			SECTOR 2			SECTOR 3			Pos	Driver	Ideal Lap	Best Lap
Pos	Driver	Time	Driver	Time	Driver	Time						
1	77 F.DEROSI	24.566	77 F.DEROSI	32.489	77 F.DEROSI	33.305	1	77 F.DEROSI	1'30.360	1:31.129	(1)	
2	20 T.GALLO	24.570	20 T.GALLO	32.838	110 P.WAINE	33.443	2	20 T.GALLO	1'30.923	1:31.158	(2)	
3	110 P.WAINE	24.784	2 L.MAULINI	33.118	96 K.MESSER	33.460	3	110 P.WAINE	1'31.699	1:32.213	(3)	
4	96 K.MESSER	24.971	1 J.BLOCKLEY	33.231	50 J.TIMMS	33.483	4	96 K.MESSER	1'31.788	1:32.524	(5)	
5	1 J.BLOCKLEY	25.193	10 M.BLEES	33.277	20 T.GALLO	33.515	5	10 M.BLEES	1'32.218	1:32.218	(4)	
6	10 M.BLEES	25.193	96 K.MESSER	33.357	89 M.SLOTINE	33.589	6	1 J.BLOCKLEY	1'32.230	1:33.101	(8)	
7	2 L.MAULINI	25.271	110 P.WAINE	33.472	63 C.WIDMER	33.671	7	89 M.SLOTINE	1'32.434	1:32.932	(7)	
8	6 L.BOSSON	25.301	89 M.SLOTINE	33.540	10 M.BLEES	33.748	8	2 L.MAULINI	1'32.482	1:32.905	(6)	
9	89 M.SLOTINE	25.305	6 L.BOSSON	33.678	1 J.BLOCKLEY	33.806	9	50 J.TIMMS	1'32.705	1:33.758	(11)	
10	21 C.TRABER	25.311	50 J.TIMMS	33.738	99 M.PASCALL	34.008	10	63 C.WIDMER	1'32.993	1:33.227	(9)	
11	82 M.MUSSA	25.340	21 C.TRABER	33.750	2 L.MAULINI	34.093	11	21 C.TRABER	1'33.279	1:33.952	(13)	
12	63 C.WIDMER	25.429	63 C.WIDMER	33.893	82 M.MUSSA	34.189	12	82 M.MUSSA	1'33.552	1:33.788	(12)	
13	50 J.TIMMS	25.484	82 M.MUSSA	34.023	21 C.TRABER	34.218	13	6 L.BOSSON	1'33.647	1:33.647	(10)	
14	99 M.PASCALL	25.628	30 C.MULLER	34.213	30 C.MULLER	34.396	14	99 M.PASCALL	1'34.354	1:35.784	(15)	
15	30 C.MULLER	25.749	90 A.DELEA	34.409	6 L.BOSSON	34.668	15	30 C.MULLER	1'34.358	1:34.605	(14)	
16	44 P.HAMILTON	26.111	44 P.HAMILTON	34.425	90 A.DELEA	34.860	16	90 A.DELEA	1'35.728	1:35.915	(16)	
17	90 A.DELEA	26.459	70 M.POPONCINI	34.568	44 P.HAMILTON	35.363	17	44 P.HAMILTON	1'35.899	1:36.163	(17)	
18	70 M.POPONCINI	26.544	99 M.PASCALL	34.718	70 M.POPONCINI	35.737	18	70 M.POPONCINI	1'36.849	1:37.059	(18)	
19	93 R.FISCHER	36.475	93 R.FISCHER	41.210	93 R.FISCHER	1:03.854	19	93 R.FISCHER	2'21.539			



HSCC HISTORIC F3 GRAND PRIX DE L'AGE D'OR RACE 1

Fastest Lap Sequence

Practice Time	Driver	Team	Car	Class	Time	Kph	Lap
3:09.945	77 Francois DEROSI	France	Chevron B17	B	1:31.339	149.8	2
4:42.154	20 Thierry GALLO	France	Tecno F3	B	1:31.158	150.1	3
18:37.902	77 Francois DEROSI	France	Chevron B17	B	1:31.129	150.2	10



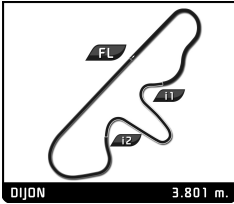
HSCC HISTORIC F3 GRAND PRIX DE L'AGE D'OR RACE 1

Analysis by lap

Lapped

Nr	Lap Time	Gap	Nr	Lap Time	Gap	Nr	Lap Time	Gap	Nr	Lap Time	Gap	Nr	Lap Time	Gap					
Lap 1			82	1:37.671	26.606	44	1:56.429	53.145	70	1:38.266	20.315	96	1:32.524	13.937					
77	1:38.606		90	1:37.806	26.850	82	1:51.074	53.721	93	4:44.954	5 Laps	89	1:32.932	14.520					
20	1:39.487	0.881	30	1:40.180	28.481	30	1:49.090	54.429				1	1:37.009	17.464					
63	1:42.371	3.765	70	1:41.093	33.587	70	1:43.067	57.872	Lap 10			63	1:34.391	17.679					
10	1:42.889	4.283	99	1:36.106	41.437	99	1:43.807	1'02.062	20	1:32.051		50	1:35.393	19.669					
21	1:43.042	4.436	Lap 4			Lap 7			77	1:31.938	1 Lap	6	1:34.429	19.697					
2	1:43.588	4.982	77	1:31.309		20	2:37.574		10	1:33.704	8.161	82	1:35.191	21.844					
50	1:43.616	5.010	20	1:31.423	0.684	77	2:39.584	1 Lap	1	1:36.037	11.105	110	1:32.213	23.073					
110	1:44.038	5.432	21	1:34.265	12.326	93	2:36.540	4 Laps	89	1:35.960	11.890	30	1:35.601	27.594					
89	1:44.255	5.649	2	1:35.390	13.473	10	2:22.840	2.584	63	1:36.672	11.960	99	1:35.841	34.839					
1	1:45.384	6.778	10	1:35.356	13.536	63	2:22.564	3.281	96	1:35.961	12.231	70	1:37.804	40.619					
96	1:45.790	7.184	63	1:35.446	14.296	110	2:21.616	3.963	50	1:36.015	12.463	44	1:38.080	59.598					
6	1:47.474	8.868	89	1:34.746	14.308	89	2:21.760	4.372	6	1:34.819	14.303	Lap 14							
44	1:47.971	9.365	110	1:35.905	14.660	1	2:21.538	5.180	30	1:36.336	18.859	20	1:33.088						
99	1:49.415	10.809	1	1:35.121	15.465	96	2:21.819	6.274	110	1:45.765	20.776	96	1:34.042	14.891					
30	1:49.426	10.820	50	1:36.348	15.816	50	2:22.040	7.004	99	1:37.189	23.501	89	1:34.408	15.840					
82	1:51.681	13.075	96	1:35.118	15.916	6	2:17.328	8.376	70	1:37.290	25.554	63	1:35.242	19.833					
70	1:52.667	14.061	6	1:35.604	20.608	44	1:56.569	12.140	44	1:58.789	41.947	1	1:35.476	19.852					
90	1:52.784	14.178	44	1:36.934	24.410	82	1:57.686	13.833	77	1:31.129	1'31.202	6	1:34.609	21.218					
Lap 2			90	1:35.915	31.456	30	1:57.431	14.286	Lap 11			50	1:35.392	21.973					
77	1:31.339		82	1:36.163	31.460	70	1:54.707	15.005	20	1:31.248		82	1:34.116	22.872					
20	1:31.509	1.051	30	1:36.728	33.900	99	1:50.952	15.440	10	1:32.679	9.592	110	1:33.262	23.247					
21	1:33.960	7.057	70	1:39.152	41.430	Lap 8			1	1:33.586	13.443	30	1:35.145	29.651					
63	1:34.779	7.205	99	1:36.287	46.415	20	2:06.641		89	1:32.973	13.615	10	2:04.984	42.738					
10	1:34.264	7.208	Lap 5			77	2:06.347	1 Lap	96	1:32.980	13.963	70	1:38.990	46.521					
2	1:33.786	7.429	20	1:31.695		10	2:07.082	3.025	63	1:34.657	15.369	99	2:00.691	1'02.442					
50	1:34.662	8.333	2	1:32.905	13.999	63	2:07.054	3.694	50	1:35.305	16.520	44	1:38.013	1'04.523					
110	1:34.327	8.420	21	1:34.524	14.471	110	2:06.551	3.873	6	1:34.655	17.710	Lap 15							
89	1:34.306	8.616	10	1:33.570	14.727	89	2:06.704	4.435	82	1:33.788	18.649	20	1:32.884						
1	1:33.902	9.341	63	1:33.227	15.144	1	2:06.124	4.663	30	1:35.866	23.477	96	1:34.260	16.267					
96	1:33.956	9.801	110	1:33.513	15.794	96	2:05.342	4.975	110	1:33.985	23.513	89	1:34.595	17.551					
6	1:35.219	12.748	89	1:33.887	15.816	50	2:06.451	6.814	99	1:37.050	29.303	1	1:34.871	21.839					
93	3:23.505	1 Lap	1	1:33.606	16.692	6	2:06.833	8.568	70	1:37.059	31.365	63	1:35.118	22.067					
44	1:36.235	14.261	96	1:34.433	17.970	44	2:03.988	9.487	44	1:38.700	49.399	6	1:34.406	22.740					
30	1:40.459	19.940	50	1:34.747	18.184	82	2:03.101	10.293	Lap 12			110	1:32.725	23.088					
82	1:38.838	20.574	6	1:35.422	23.651	30	2:03.753	11.398	20	1:32.910		50	1:34.112	23.201					
90	1:37.844	20.683	44	1:37.774	29.805	70	2:05.758	14.122	10	1:32.218	8.900	82	1:34.412	24.400					
70	1:41.411	24.133	82	1:36.655	35.736	99	2:05.402	14.201	1	1:33.101	13.634	30	1:35.679	32.446					
99	1:57.500	36.970	30	1:36.907	38.428	Lap 9			70	1:38.602	52.239	99	1:41.686	1'11.244					
Lap 3			70	1:38.843	47.894	20	1:32.073		89	1:34.062	14.767	44	1:40.051	1'11.690					
77	1:31.639		99	1:37.308	51.344	77	1:32.130	1 Lap	63	1:34.008	16.467	Lap 16							
20	1:31.158	0.570	77	3:03.881	1'31.502	10	1:35.556	6.508	50	1:33.845	17.455	20	1:33.711						
21	1:33.952	9.370	Lap 6			110	1:35.262	7.062	6	1:33.647	18.447	96	1:35.368	17.924					
2	1:33.602	9.392	20	1:33.089		1	1:34.529	7.119	82	1:34.093	19.832	89	1:35.262	19.102					
10	1:33.920	9.489	93	5:57.851	4 Laps	63	1:35.718	7.339	110	1:33.436	24.039	63	1:36.166	24.522					
110	1:33.283	10.064	10	1:35.680	17.318	89	1:35.619	7.981	30	1:34.605	25.172	6	1:36.367	25.396					
63	1:34.593	10.159	63	1:36.236	18.291	96	1:35.419	8.321	99	1:35.784	32.177	110	1:36.110	25.487					
50	1:34.083	10.777	110	1:37.216	19.921	50	1:33.758	8.499	70	1:37.539	35.994	82	1:36.124	26.813					
89	1:33.894	10.871	89	1:37.459	20.186	6	1:35.040	11.535	44	1:38.208	54.697	50	1:37.826	27.316					
1	1:33.951	11.653	1	1:37.613	21.216	82	1:35.992	14.212	Lap 13			30	1:41.845	40.580					
96	1:33.945	12.107	96	1:37.148	22.029	30	1:35.249	14.574	20	1:33.179		70	1:39.844	58.372					
6	1:35.204	16.313	50	1:37.443	22.538	44	1:37.795	15.209	10	1:35.121	10.842	99	1:39.210	1'16.743					
44	1:36.163	18.785	6	1:38.060	28.622	99	1:36.235	18.363											





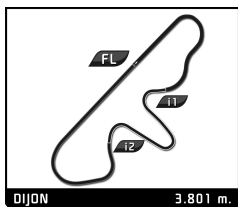
HSCC HISTORIC F3
GRAND PRIX DE L'AGE D'OR
RACE 1

Analysis by lap

Lapped

Nr	Lap Time	Gap	Nr	Lap Time	Gap	Nr	Lap Time	Gap	Nr	Lap Time	Gap	Nr	Lap Time	Gap
44	1:39.249	1'17.228												





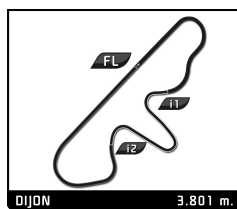
HSCC HISTORIC F3 GRAND PRIX DE L'AGE D'OR RACE 1

Analysis

■ Personal Best
 ■ Session Best
 ■ Crossing the finish line in pit lane

Lap	Time	Sector 1	Sector 2	Sector 3	Kph	Elapsed	Lap	Time	Sector 1	Sector 2	Sector 3	Kph	Elapsed
1	Jim BLOCKLEY GBR												
Great Britain A						Brabham BT21B							
1	1:45.384	35.741	35.390	34.253	129.8	1:45.384	9	1:35.556	26.407	34.543	34.606	143.2	15:41.157
2	1:33.902	25.496	34.541	33.865	145.7	3:19.286	10	1:33.704	25.916	33.688	34.100	146.0	17:14.861
3	1:33.951	25.427	34.718	33.806	145.6	4:53.237	11	1:32.679	25.382	33.437	33.860	147.6	18:47.540
4	1:35.121	26.928	34.046	34.147	143.9	6:28.358	12	1:32.218	25.193	33.277	33.748	148.4	20:19.758
5	1:33.606	25.285	34.205	34.116	146.2	8:01.964	13	1:35.121	25.526	33.579	36.016	143.9	21:54.879
6	1:37.613	26.422	34.381	36.810	140.2	9:39.577	14	2:04.984 B	25.761	33.861	1:05.362	109.5	23:59.863
7	2:21.538	29.322	48.657	1:03.559	96.7	12:01.115							
8	2:06.124	44.676	44.849	36.599	108.5	14:07.239							
9	1:34.529	25.784	34.566	34.179	144.8	15:41.768							
10	1:36.037	26.006	35.188	34.843	142.5	17:17.805							
11	1:33.586	25.305	33.854	34.427	146.2	18:51.391							
12	1:33.101	25.193	33.231	34.677	147.0	20:24.492							
13	1:37.009	25.329	36.884	34.796	141.1	22:01.501							
14	1:35.476	26.062	34.770	34.644	143.3	23:36.977							
15	1:34.871	25.742	34.030	35.099	144.2	25:11.848							
2	Louis MAULINI CHE												
Switzerland A						Merlyn Mk10							
1	1:43.588	34.817	34.440	34.331	132.1	1:43.588							
2	1:33.786	25.894	33.799	34.093	145.9	3:17.374							
3	1:33.602	25.682	33.258	34.662	146.2	4:50.976							
4	1:35.390	26.945	33.846	34.599	143.4	6:26.366							
5	1:32.905	25.271	33.118	34.516	147.3	7:59.271							
6	Leif BOSSON SWE												
Sweden						Brabham BT28							
1	1:47.474	36.306	36.045	35.123	127.3	1:47.474							
2	1:35.219	25.927	33.953	35.339	143.7	3:22.693							
3	1:35.204	25.868	34.068	35.268	143.7	4:57.897							
4	1:35.604	26.099	33.990	35.515	143.1	6:33.501							
5	1:35.422	25.907	34.057	35.458	143.4	8:08.923							
6	1:38.060	26.641	34.336	37.083	139.5	9:46.983							
7	2:17.328	27.109	46.297	1:03.922	99.6	12:04.311							
8	2:06.833	43.990	45.850	36.993	107.9	14:11.144							
9	1:35.040	25.905	34.101	35.034	144.0	15:46.184							
10	1:34.819	25.562	34.432	34.825	144.3	17:21.003							
11	1:34.655	25.652	33.782	35.221	144.6	18:55.658							
12	1:33.647	25.301	33.678	34.668	146.1	20:29.305							
13	1:34.429	25.322	34.127	34.980	144.9	22:03.734							
14	1:34.609	25.546	33.941	35.122	144.6	23:38.343							
15	1:34.406	25.411	34.291	34.704	144.9	25:12.749							
16	1:36.367	25.803	35.396	35.168	142.0	26:49.116							
10	Max BLEES DEU												
Germany						Brabham BT15							
1	1:42.889	33.459	34.299	35.131	133.0	1:42.889							
2	1:34.264	26.333	33.764	34.167	145.2	3:17.153							
3	1:33.920	25.807	33.836	34.277	145.7	4:51.073							
4	1:35.356	27.532	33.512	34.312	143.5	6:26.429							
5	1:33.570	25.811	33.512	34.247	146.2	7:59.999							
6	1:35.680	26.465	34.521	34.694	143.0	9:35.679							
7	2:22.840	29.294	49.691	1:03.855	95.8	11:58.519							
8	2:07.082	44.483	44.795	37.804	107.7	14:05.601							
20	Thierry GALLO FRA												
France						Tecno F3							
1	1:39.487	32.314	33.497	33.676	137.5	1:39.487							
2	1:31.509	24.720	33.136	33.653	149.5	3:10.996							
3	1:31.158	24.596	33.047	33.515	150.1	4:42.154							
4	1:31.423	24.962	32.939	33.522	149.7	6:13.577							
5	1:31.695	24.662	33.016	34.017	149.2	7:45.272							
6	1:33.089	25.108	33.920	34.061	147.0	9:18.361							
7	2:37.574	43.522	50.329	1:03.723	86.8	11:55.935							
8	2:06.641	44.464	44.296	37.881	108.1	14:02.576							
9	1:32.073	24.945	33.186	33.942	148.6	15:34.649							
10	1:32.051	25.142	33.380	33.529	148.7	17:06.700							
11	1:31.248	24.570	32.838	33.840	150.0	18:37.948							
12	1:32.910	25.179	33.660	34.071	147.3	20:10.858							
13	1:33.179	24.982	33.626	34.571	146.9	21:44.037							
14	1:33.088	24.952	33.725	34.411	147.0	23:17.125							
15	1:32.884	25.095	33.632	34.157	147.3	24:50.009							
16	1:33.711	25.141	33.876	34.694	146.0	26:23.720							
21	Christian TRABER CHE												
Switzerland A						Brabham BT21							
1	1:43.042	33.994	34.262	34.786	132.8	1:43.042							
2	1:33.960	25.817	33.925	34.218	145.6	3:17.002							
3	1:33.952	25.455	33.750	34.747	145.6	4:50.954							
4	1:34.265	25.573	33.880	34.812	145.2	6:25.219							
5	1:34.524	25.311	34.808	34.405	144.8	7:59.743							
30	Clas MULLER SWE												
Sweden						Brabham BT28							
1	1:49.426	37.477	36.432	35.517	125.0	1:49.426							
2	1:40.459	27.354	37.078	36.027	136.2	3:29.885							
3	1:40.180	28.716	36.107	35.357	136.6	5:10.065							
4	1:36.728	26.636	34.867	35.225	141.5	6:46.793							
5	1:36.907	26.526	35.330	35.051	141.2	8:23.700							
6	1:49.090	26.330	36.449	46.311	125.4	10:12.790							
7	1:57.431	34.942	39.091	43.398	116.5	12:10.221							
8	2:03.753	40.249	46.677	36.827	110.6	14:13.974							
9	1:35.249	26.175	34.678	34.396	143.7	15:49.223							
10	1:36.336	26.207	34.967	35.162	142.0	17:25.559							
11	1:35.866	25.998	35.004	34.864	142.7	19:01.425							
12	1:34.605	25.936	34.213	34.456	144.6	20:36.030							
13	1:35.601	25.749	34.785	35.067	143.1	22:11.631							
14	1:35.145	26.021	34.514	34.610	143.8	23:46.776							
15	1:35.679	26.474	34.660	34.545	143.0	25:22.455							
16	1:41.845	26.814	35.561	39.470	134.4	27:04.300							
44	Peter HAMILTON GBR												
Great Britain B						Tecno F3							
1	1:47.971	36.715	35.893	35.363	126.7	1:47.971							

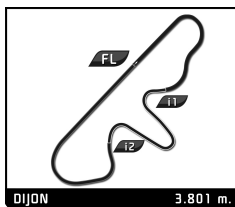




HSCC HISTORIC F3 GRAND PRIX DE L'AGE D'OR RACE 1

Analysis

Personal Best							Session Best							B Crossing the finish line in pit lane						
Lap	Time	Sector 1	Sector 2	Sector 3	Kph	Elapsed	Lap	Time	Sector 1	Sector 2	Sector 3	Kph	Elapsed	Lap	Time	Sector 1	Sector 2	Sector 3	Kph	Elapsed
50 Jim TIMMS GBR																				
Great Britain B							Brabham BT21													
1	1:43.616	34.324	34.834	34.458	132.1	1:43.616	1	1:52.667	37.959	37.815	36.893	121.5	1:52.667	1	1:44.255	35.292	35.175	33.788	131.3	1:44.255
2	1:34.662	26.196	34.557	33.909	144.6	3:18.278	2	1:41.411	28.550	36.117	36.744	134.9	3:34.078	2	1:34.306	26.098	34.619	33.589	145.1	3:18.561
3	1:34.083	25.859	34.414	33.810	145.4	4:52.361	3	1:41.093	28.551	36.086	36.456	135.4	5:15.171	3	1:33.894	25.847	34.447	33.600	145.7	4:52.455
4	1:36.348	27.508	35.155	33.685	142.0	6:28.709	4	1:39.152	27.874	34.994	36.284	138.0	6:54.323	4	1:34.746	26.980	33.951	33.815	144.4	6:27.201
5	1:34.747	25.824	34.504	34.419	144.4	8:03.456	5	1:38.843	27.726	35.009	36.108	138.4	8:33.166	5	1:33.887	25.671	34.204	34.012	145.7	8:01.088
6	1:37.443	26.702	34.981	35.760	140.4	9:40.899	6	1:43.067	27.415	35.302	40.350	132.8	10:16.233	6	1:36.655	27.168	34.221	35.266	141.6	8:21.008
7	2:22.040	29.399	48.835	1:03.806	96.3	12:02.939	7	1:54.707	32.705	38.652	43.350	119.3	12:10.940	7	1:51.074	26.300	35.547	49.227	123.2	10:12.082
8	2:06.451	44.176	45.565	36.710	108.2	14:09.390	8	2:05.758	39.936	47.229	38.593	108.8	14:16.698	8	1:57.686	34.044	38.925	44.717	116.3	12:09.768
9	1:33.758	25.944	34.331	33.483	145.9	15:43.148	9	1:38.266	27.251	35.108	35.907	139.3	15:54.964	9	2:03.101	40.034	46.278	36.789	111.2	14:12.869
10	1:36.015	26.189	36.107	33.719	142.5	17:19.163	10	1:38.290	26.544	34.706	36.040	140.6	17:32.254	10	1:35.992	25.741	34.799	35.452	142.5	15:48.861
11	1:35.305	26.779	33.833	34.693	143.6	18:54.468	11	1:37.059	26.754	34.568	35.737	141.0	19:09.313	11	1:33.948	25.417	34.113	34.418	145.7	17:22.809
12	1:33.845	25.732	33.738	34.375	145.8	20:28.313	12	1:37.539	26.576	34.767	36.196	140.3	20:46.852	12	1:33.788	25.340	34.134	34.314	145.9	18:56.597
13	1:35.393	25.566	34.264	35.563	143.4	22:03.706	13	1:37.804	26.896	34.872	36.036	139.9	22:24.656	13	1:34.093	25.547	34.023	34.523	145.4	20:30.690
14	1:35.392	26.629	34.364	34.399	143.4	23:39.098	14	1:38.990	26.768	35.691	36.531	138.2	24:03.646	14	1:35.191	25.447	34.723	35.021	143.7	22:05.881
15	1:34.112	25.484	34.223	34.405	145.4	25:13.210	15	1:38.602	26.872	35.330	36.400	138.8	25:42.248	15	1:34.116	25.887	34.040	34.189	145.4	23:39.997
16	1:37.826	26.322	35.421	36.083	139.9	26:51.036	16	1:39.844	27.307	34.932	37.605	137.0	27:22.092	16	1:34.412	25.675	34.446	34.291	144.9	25:14.409
77 Francois DEROSI FRA																				
France							Chevron B17													
1	1:38.606	31.622	33.082	33.902	138.8	1:38.606	1	1:52.667	37.959	37.815	36.893	121.5	1:52.667	1	1:44.255	35.292	35.175	33.788	131.3	1:44.255
2	1:31.339	24.597	32.489	34.253	149.8	3:09.945	2	1:41.411	28.550	36.117	36.744	134.9	3:34.078	2	1:34.306	26.098	34.619	33.589	145.1	3:18.561
3	1:31.639	24.851	32.753	34.035	149.3	4:41.584	3	1:41.093	28.551	36.086	36.456	135.4	5:15.171	3	1:33.894	25.847	34.447	33.600	145.7	4:52.455
4	1:31.309	24.629	32.616	34.064	149.9	6:12.893	4	1:39.152	27.874	34.994	36.284	138.0	6:54.323	4	1:34.746	26.980	33.951	33.815	144.4	6:27.201
5	3:03.881 B	24.692	32.605	2:06.584	74.4	9:16.774	5	1:38.843	27.726	35.009	36.108	138.4	8:33.166	5	1:33.887	25.671	34.204	34.012	145.7	8:01.088
6	2:39.584	46.072	50.252	1:03.260	85.7	11:56.358	6	1:43.067	27.415	35.302	40.350	132.8	10:16.233	6	1:36.655	27.168	34.221	35.266	141.6	8:21.008
7	2:06.347	44.670	44.226	37.451	108.3	14:02.705	7	1:54.707	32.705	38.652	43.350	119.3	12:10.940	7	1:51.074	26.300	35.547	49.227	123.2	10:12.082
8	1:32.130	25.111	33.382	33.637	148.5	15:34.835	8	2:05.758	39.936	47.229	38.593	108.8	14:16.698	8	1:57.686	34.044	38.925	44.717	116.3	12:09.768
9	1:31.938	24.566	32.877	34.495	148.8	17:06.773	9	1:38.266	27.251	35.108	35.907	139.3	15:54.964	9	2:03.101	40.034	46.278	36.789	111.2	14:12.869
10	1:31.129	24.960	32.864	33.305	150.2	18:37.902	10	1:38.290	26.544	34.706	36.040	140.6	17:32.254	10	1:35.992	25.741	34.799	35.452	142.5	15:48.861
82 Marcus MUSSA MCO																				
Monaco							Tecno F3													
1	1:51.681	38.608	37.556	35.517	122.5	1:51.681	1	1:52.667	37.959	37.815	36.893	121.5	1:52.667	1	1:44.255	35.292	35.175	33.788	131.3	1:44.255
2	1:38.838	26.116	36.400	36.322	138.4	3:30.519	2	1:41.411	28.550	36.117	36.744	134.9	3:34.078	2	1:34.306	26.098	34.619	33.589	145.1	3:18.561
3	1:37.671	27.102	34.871	35.698	140.1	5:08.190	3	1:41.093	28.551	36.086	36.456	135.4	5:15.171	3	1:33.894	25.847	34.447	33.600	145.7	4:52.455
4	1:36.163	26.168	34.458	35.537	142.3	6:44.353	4	1:39.152	27.874	34.994	36.284	138.0	6:54.323	4	1:34.746	26.980	33.951	33.815	144.4	6:27.201
5	1:36.655	27.168	34.221	35.266	141.6	8:21.008	5	1:38.843	27.726	35.009	36.108	138.4	8:33.166	5	1:33.887	25.671	34.204	34.012	145.7	8:01.088
6	1:51.074	26.300	35.547	49.227	123.2	10:12.082	6	1:43.067	27.415	35.302	40.350	132.8	10:16.233	6	1:36.655	27.168	34.221	35.266	141.6	8:21.008
7	1:57.686	34.044	38.925	44.717	116.3	12:09.768	7	1:54.707	32.705	38.652	43.350	119.3	12:10.940	7	1:51.074	26.300	35.547	49.227	123.2	10:12.082
8	2:03.101	40.034	46.278	36.789	111.2	14:12.869	8	2:05.758	39.936	47.229	38.593	108.8	14:16.698	8	1:57.686	34.044	38.925	44.717	116.3	12:09.768
9	1:35.992	25.741	34.799	35.452	142.5	15:48.861	9	1:38.266	27.251	35.108	35.907	139.3	15:54.964	9	2:03.101	40.034	46.278	36.789	111.2	14:12.869
10	1:33.948	25.417	34.113	34.418	145.7	17:22.809	10	1:38.290	26.544	34.706	36.040	140.6	17:32.254	10	1:35.992	25.741	34.799	35.452	142.5	15:48.861
11	1:33.788	25.340	34.134	34.314	145.9	18:56.597	11	1:37.059	26.754	34.568	35.737	141.0	19:09.313	11	1:33.948	25.417	34.113	34.418	145.7	17:22.809
12	1:34.093	25.547	34.023	34.523	145.4	20:30.690	12	1:37.539	26.576	34.767	36.196	140.3	20:46.852	12	1:33.788	25.340	34.134	34.314	145.9	18:56.597
13	1:35.191	25.447	34.723	35.021	143.7	22:05.881	13	1:37.804	26.896	34.872	36.036	139.9	22:24.656	13	1:34.093	25.547	34.023	34.523	145.4	20:30.690
14	1:34.116	25.887	34.040	34.189	145.4	23:39.997	14	1:38.990	26.768	35.691	36.531	138.2	24:03.646	14	1:35.191	25.447	34.723	35.021	143.7	22:05.881
15	1:34.412	25.675	34.446	34.291	144.9	25:14.409	15	1:38.602	26.872	35.330	36.400	138.8	25:42.248	15	1:34.412	25.675	34.446	34.291	144.9	25:14.409
16	1:36.124	25.705	35.029	35.390	142.4	26:50.533	16	1:39.844	27.307	34.932	37.605	137.0	27:22.092	16	1:34.412	25.675	34.446	34.291	144.9	25:14.409
89 Maurice SLOTINE FRA																				
France							Merlyn Mk14A													
1	1:44.255	35.292	35.175	33.788	131.3	1:44.255	1	1:52.667	37.959	37.815	36.893	121.5	1:52.667	1	1:44.255	35.292	35.175	33.788	131.3	1:44.255
2	1:34.306	26.098	34.619	33.589	145.1	3:18.561	2	1:41.411	28.550	36.117	36.744	134.9	3:34.078	2	1:34.306	26.098	34.619	33.589	145.1	3:18.561
3	1:33.894	25.847	34.447	33.600	145.7	4:52.455	3	1:41.093	28.551	36.086	36.456	135.4	5:15.171	3	1:33.894	25.847	34.447	33.600	145.7	4:52.455
4	1:34.746	26.980	33.951	33.815	144.4	6:27.201	4	1:39.152	27.874	34.994	36.284	138.0	6:54.323	4	1:34.746	26.980	33.951	33.815	144.4	6:27.201
5	1:33.887	25.671	34.204	34.012	145.7	8:01.088	5	1:38.843	27.726	35.009	36.108	138.4	8:33.166	5	1:33.887	25.671	34.204	34.012	145.7	8:01.088
70 Mauro POPONCINI BEL																				
Sweden							Cooper T76													
1	1:42.371	32.731	34.917	34.723	133.7	1:42.371	1	1:52.667	37.959	37.815	36.893	121.5	1:52.667	1	1:44.255	35.292	35.175	33.788	131.3	1:44.255
2	1:34.779	25.562	34.177	35.040	144.4	3:17.150	2	1:41.411	28.550	36.117	36.744	134.9	3:34.078	2	1:34.306	26.098	34.619	33.589	145.1	3:18.561
3	1:34.593	26.100	34.445	34.048	144.7	4:51.743	3	1:41.093	28.551	36.086										



HSCC HISTORIC F3 GRAND PRIX DE L'AGE D'OR RACE 1

Analysis

■ Personal Best ■ Session Best B Crossing the finish line in pit lane

Lap	Time	Sector 1	Sector 2	Sector 3	Kph	Elapsed	Lap	Time	Sector 1	Sector 2	Sector 3	Kph	Elapsed
6	1:37.459	26.818	34.185	36.456	140.4	9:38.547	10	1:37.189	26.215	36.177	34.797	140.8	17:30.201
7	2:21.760	29.825	48.313	1:03.622	96.5	12:00.307	11	1:37.050	26.115	35.185	35.750	141.0	19:07.251
8	2:06.704	44.829	44.919	36.956	108.0	14:07.011	12	1:35.784	25.758	34.899	35.127	142.9	20:43.035
9	1:35.619	26.365	35.072	34.182	143.1	15:42.630	13	1:35.841	25.881	34.793	35.167	142.8	22:18.876
10	1:35.960	25.742	36.094	34.124	142.6	17:18.590	14	2:00.691	26.003	53.563	41.125	113.4	24:19.567
11	1:32.973	25.479	33.624	33.870	147.2	18:51.563	15	1:41.686	29.193	37.293	35.200	134.6	26:01.253
12	1:34.062	25.427	34.599	34.036	145.5	20:25.625	16	1:39.210	26.775	36.340	36.095	137.9	27:40.463
13	1:32.932	25.305	33.540	34.087	147.2	21:58.557							
14	1:34.408	25.823	33.974	34.611	144.9	23:32.965							
15	1:34.595	25.882	34.362	34.351	144.7	25:07.560							
16	1:35.262	26.211	34.427	34.624	143.6	26:42.822							

90 Angelo DELEA		CHE				
Switzerland B		Brabham BT16				
1	1:52.784	38.500	38.046	36.238	121.3	1:52.784
2	1:37.844	26.488	36.142	35.214	139.9	3:30.628
3	1:37.806	27.323	35.623	34.860	139.9	5:08.434
4	1:35.915	26.459	34.409	35.047	142.7	6:44.349

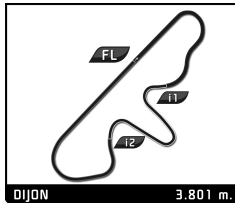
93 Roland FISCHER		DEU				
Germany		Tecno F3				
1	3:23.505 B	43.861	41.210	1:58.434	67.2	3:23.505
2	5:57.851 B	36.475	43.052	4:38.324	38.2	9:21.356
3	2:36.540	42.781	49.905	1:03.854	87.4	11:57.896
4	4:44.954 B	44.146	45.243	3:15.565	48.0	16:42.850

96 Keith MESSER		GBR				
Great Britain A		Vesey VF3				
1	1:45.790	35.975	35.953	33.862	129.3	1:45.790
2	1:33.956	25.448	34.821	33.687	145.6	3:19.746
3	1:33.945	25.388	34.692	33.865	145.7	4:53.691
4	1:35.118	26.945	34.713	33.460	143.9	6:28.809
5	1:34.433	26.111	34.402	33.920	144.9	8:03.242
6	1:37.148	26.378	34.161	36.609	140.9	9:40.390
7	2:21.819	29.219	48.565	1:04.035	96.5	12:02.209
8	2:05.342	44.299	44.822	36.221	109.2	14:07.551
9	1:35.419	26.328	34.775	34.316	143.4	15:42.970
10	1:35.961	25.830	35.995	34.136	142.6	17:18.931
11	1:32.980	25.515	33.580	33.885	147.2	18:51.911
12	1:33.539	25.560	33.792	34.187	146.3	20:25.450
13	1:32.524	24.971	33.357	34.196	147.9	21:57.974
14	1:34.042	25.885	33.563	34.594	145.5	23:32.016
15	1:34.260	25.567	33.702	34.991	145.2	25:06.276
16	1:35.368	25.804	34.230	35.334	143.5	26:41.644

99 Mike PASCALL		GBR				
Monaco		Brabham BT21				
1	1:49.415	38.180	37.227	34.008	125.1	1:49.415
2	1:57.500	25.903	55.089	36.508	116.5	3:46.915
3	1:36.106	25.822	34.839	35.445	142.4	5:23.021
4	1:36.287	26.013	34.718	35.556	142.1	6:59.308
5	1:37.308	25.628	36.141	35.539	140.6	8:36.616
6	1:43.807	25.988	38.092	39.727	131.8	10:20.423
7	1:50.952	30.177	38.570	42.205	123.3	12:11.375
8	2:05.402	39.895	47.498	38.009	109.1	14:16.777
9	1:36.235	26.518	34.774	34.943	142.2	15:53.012

110 Paul WAINE		GBR				
Monaco		De Sanctis F3 69				
1	1:44.038	35.009	35.214	33.815	131.5	1:44.038
2	1:34.327	26.099	34.701	33.527	145.1	3:18.365
3	1:33.283	25.298	34.453	33.532	146.7	4:51.648
4	1:35.905	27.517	34.870	33.518	142.7	6:27.553
5	1:33.513	25.672	34.241	33.600	146.3	8:01.066
6	1:37.216	26.124	34.727	36.365	140.8	9:38.282
7	2:21.616	29.781	48.256	1:03.579	96.6	11:59.898
8	2:06.551	44.604	44.561	37.386	108.1	14:06.449
9	1:35.262	25.723	35.180	34.359	143.6	15:41.711
10	1:45.765	25.752	45.824	34.189	129.4	17:27.476
11	1:33.985	24.989	34.540	34.456	145.6	19:01.461
12	1:33.436	24.988	33.955	34.493	146.4	20:34.897
13	1:32.213	25.045	33.472	33.696	148.4	22:07.110
14	1:33.262	25.079	34.740	33.443	146.7	23:40.372
15	1:32.725	24.784	34.216	33.725	147.6	25:13.097
16	1:36.110	25.771	35.328	35.011	142.4	26:49.207

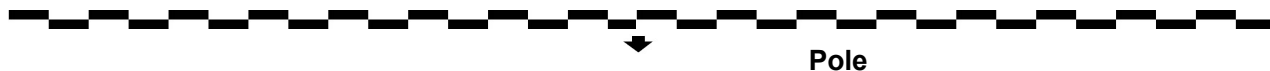




HSCC HISTORIC F3
GRAND PRIX DE L'AGE D'OR
RACE 2 (25')

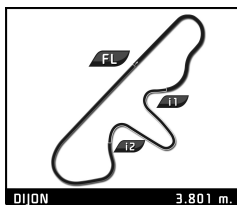
Starting Grid

Chris HOLLAND	Great Britain B	71	- 11 -	16	Mark LINSTONE
Ian BANKHURST	Great Britain A	11	- 10 -	93	Germany Roland FISCHER
Angelo DELEA	Switzerland B	90	- 9 -	21	Switzerland A Christian TRABER
Louis MAULINI	Switzerland A	2	- 8 -	77	France Francois DEROSSI
Max BLEES	Germany	10	- 7 -	1	Great Britain A Jim BLOCKLEY
Peter HAMILTON	Great Britain B	44	- 6 -	99	Monaco Mike PASCALL
Mauro POPONCINI	Sweden	70	- 5 -	30	Sweden Clas MULLER
Jim TIMMS	Great Britain B	50	- 4 -	82	Monaco Marcus MUSSA
Paul WAINE	Monaco	110	- 3 -	6	Sweden Leif BOSSON
Christoph WIDMER	Switzerland A	63	- 2 -	89	France Maurice SLOTINE
Keith MESSER	Great Britain A	96	- 1 -	20	France Thierry GALLO



Stewards:	Timekeeper:
-----------	-------------





HSCC HISTORIC F3 GRAND PRIX DE L'AGE D'OR RACE 2 (25')

Final Classification

Drivers	Nat	Team	Vehicle	Class	Laps	Total Time	Gap	Kph	Best Lap	
									Lap	Time Kph
1 63 Christoph WIDMER	CHE	Switzerland A	Brabham BT18A	B	13	25:08.098	-	118.0	11	1:32.699 147.6
2 93 Roland FISCHER	DEU	Germany	Tecno F3	B	13	25:13.425	+5.327	117.5	13	1:31.289 149.9
3 77 Francois DEROSI	FRA	France	Chevron B17	B	13	25:13.519	+5.421	117.5	6	1:30.946 150.5
4 10 Max BLEES	DEU	Germany	Brabham BT15	B	13	25:13.697	+5.599	117.5	9	1:30.951 150.5
5 6 Leif BOSSON	SWE	Sweden	Brabham BT28	B	13	25:34.757	+26.659	115.9	10	1:34.488 144.8
6 30 Clas MULLER	SWE	Sweden	Brabham BT28	B	13	25:37.219	+29.121	115.7	10	1:34.798 144.3
7 82 Marcus MUSSA	MCO	Monaco	Tecno F3	B	13	25:37.365	+29.267	115.7	11	1:33.036 147.1
8 110 Paul WAINE	GBR	Monaco	De Sanctis F3 69	B	13	25:46.224	+38.126	115.0	9	1:33.139 146.9
9 70 Mauro POPONCINI	BEL	Sweden	Cooper T76	B	13	25:53.530	+45.432	114.5	9	1:34.491 144.8
10 44 Peter HAMILTON	GBR	Great Britain B	Tecno F3	B	13	25:56.712	+48.614	114.3	6	1:35.688 143.0
11 71 Chris HOLLAND	GBR	Great Britain B	Brabham BT21	B	13	26:24.252	+1:16.154	112.3	9	1:38.554 138.8
12 20 Thierry GALLO	FRA	France	Tecno F3	B	12	25:24.975	1 Lap	107.7	5	1:31.288 149.9
13 90 Angelo DELEA	CHE	Switzerland B	Brabham BT16	A	12	25:40.597	1 Lap	106.6	11	1:39.405 137.7
14 50 Jim TIMMS	GBR	Great Britain B	Brabham BT21	B	12	26:34.430	1 Lap	103.0	5	1:35.159 143.8
15 89 Maurice SLOTINE	FRA	France	Merlyn Mk14A	B	11	22:21.218	2 Laps	112.2	6	1:33.742 146.0
Not classified:										
1 Jim BLOCKLEY	GBR	Great Britain A	Brabham BT21B	B	10	20:52.809			10	1:33.973 145.6
99 Mike PASCALL	GBR	Monaco	Brabham BT21	B	1	9:38.859				
16 Mark LINSTONE	GBR		Brabham BT21	B						
21 Christian TRABER	CHE	Switzerland A	Brabham BT21	B						
Not started										
2 Louis MAULINI	CHE	Switzerland A	Merlyn Mk10	B						
11 Ian BANKHURST	GBR	Great Britain A	Alexis Mk8	B						
96 Keith MESSER	GBR	Great Britain A	Vesey VF3	B						

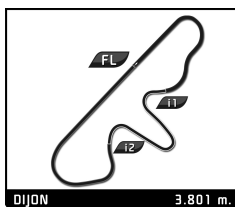
Pole Position	T. GALLO		
Fastest Lap	Lap 6	Francois DEROSI	1:30.946 150.5 Kph

Published at:

Track Status: **DRY**

Stewards:	Timekeeper:
------------------	--------------------



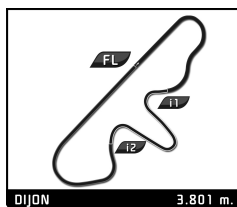


HSCC HISTORIC F3
GRAND PRIX DE L'AGE D'OR
RACE 2

Lap Chart

		LAP													
Nr	Pos	Grid	1	2	3	4	5	6	7	8	9	10	11	12	13
20	1	20	63	63	63	63	63	63	63	63	63	63	63	63	63
96	2	96	82	82	82	82	82	82	82	82	77	93	93	93	93
89	3	89	50	50	50	50	50	50	89	93	93	77	77	77	77
63	4	63	6	6	6	6	6	89	6	77	10	10	10	10	10
6	5	6	89	89	89	89	89	6	93	10	89	89	89	6	6
110	6	110	30	30	30	30	30	93	77	89	6	6	6	30	30
82	7	82	110	110	110	110	10	30	10	6	30	30	30	82	82
50	8	50	44	44	44	44	93	10	30	30	82	1	82	110	110
30	9	30	10	10	10	10	77	77	1	1	1	82	110	70	70
70	10	70	93	93	93	93	1	1	44	44	44	110	70	44	44
99	11	99	1	1	1	1	44	44	70	70	110	44	44	71	71
44	12	44	90	90	90	77	70	70	110	110	70	70	71	20	
1	13	1	77	77	77	90	71	71	50	71	71	71	20	90	
10	14	10	70	70	70	70	110	110	71	50	50	20	90	50	
77	15	77	71	71	71	71	90	90	90	90	90	90	50		
2	16	2	20	20	20	20	20	20	20	20	20	50			
21	17	21	99												
90	18	90													
93	19	93													
11	20	11													
16	21	16													
71	22	71													

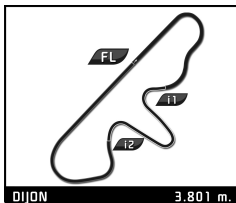




HSCC HISTORIC F3 GRAND PRIX DE L'AGE D'OR RACE 2

Best Sector Times

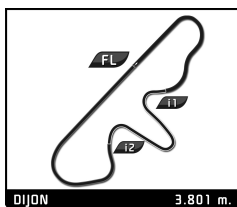
SECTOR 1			SECTOR 2			SECTOR 3			Pos	Driver	Ideal Lap	Best Lap
Pos	Driver	Time	Driver	Time	Driver	Time						
1	93 R.FISCHER	24.464	10 M.BLEES	32.768	10 M.BLEES	32.827	1	10 M.BLEES	1'30.332	1:30.951	(2)	
2	77 F.DEROSSI	24.504	77 F.DEROSSI	32.834	77 F.DEROSSI	33.187	2	77 F.DEROSSI	1'30.525	1:30.946	(1)	
3	20 T.GALLO	24.574	20 T.GALLO	32.877	93 R.FISCHER	33.269	3	20 T.GALLO	1'30.861	1:31.288	(3)	
4	10 M.BLEES	24.737	93 R.FISCHER	33.233	20 T.GALLO	33.410	4	93 R.FISCHER	1'30.966	1:31.289	(4)	
5	82 M.MUSSA	25.093	63 C.WIDMER	33.266	82 M.MUSSA	33.899	5	82 M.MUSSA	1'32.263	1:33.036	(6)	
6	110 P.WAINE	25.153	82 M.MUSSA	33.271	110 P.WAINE	33.937	6	63 C.WIDMER	1'32.583	1:32.699	(5)	
7	63 C.WIDMER	25.211	89 M.SLOTINE	33.553	89 M.SLOTINE	34.016	7	89 M.SLOTINE	1'32.859	1:33.742	(8)	
8	89 M.SLOTINE	25.290	1 J.BLOCKLEY	33.751	63 C.WIDMER	34.106	8	110 P.WAINE	1'32.907	1:33.139	(7)	
9	6 L.BOSSON	25.353	110 P.WAINE	33.817	30 C.MULLER	34.205	9	1 J.BLOCKLEY	1'33.688	1:33.973	(9)	
10	1 J.BLOCKLEY	25.532	6 L.BOSSON	33.840	1 J.BLOCKLEY	34.405	10	6 L.BOSSON	1'34.150	1:34.488	(10)	
11	30 C.MULLER	25.904	70 M.POPONCINI	33.844	70 M.POPONCINI	34.476	11	30 C.MULLER	1'34.303	1:34.798	(12)	
12	70 M.POPONCINI	26.071	44 P.HAMILTON	34.100	50 J.TIMMS	34.613	12	70 M.POPONCINI	1'34.391	1:34.491	(11)	
13	44 P.HAMILTON	26.233	50 J.TIMMS	34.131	6 L.BOSSON	34.957	13	50 J.TIMMS	1'35.035	1:35.159	(13)	
14	50 J.TIMMS	26.291	30 C.MULLER	34.194	44 P.HAMILTON	35.284	14	44 P.HAMILTON	1'35.617	1:35.688	(14)	
15	71 C.HOLLAND	26.781	90 A.DELEA	34.891	71 C.HOLLAND	35.421	15	90 A.DELEA	1'37.643	1:39.405	(16)	
16	90 A.DELEA	26.982	71 C.HOLLAND	35.564	90 A.DELEA	35.770	16	71 C.HOLLAND	1'37.766	1:38.554	(15)	



HSCC HISTORIC F3 GRAND PRIX DE L'AGE D'OR RACE 2

Fastest Lap Sequence

Practice Time	Driver	Team	Car	Class	Time	Kph	Lap
12:43.203	63 Christoph WIDMER	Switzerland A	Brabham BT18A	B	1:34.041	145.5	5
12:55.932	10 Max BLEES	Germany	Brabham BT15	B	1:33.521	146.3	5
12:56.110	93 Roland FISCHER	Germany	Tecno F3	B	1:32.309	148.2	5
14:28.390	93 Roland FISCHER	Germany	Tecno F3	B	1:32.280	148.3	6
14:29.814	77 Francois DEROSI	France	Chevron B17	B	1:30.946	150.5	6

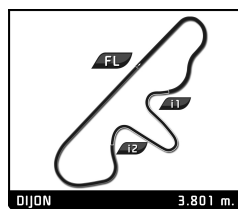


HSCC HISTORIC F3 GRAND PRIX DE L'AGE D'OR RACE 2

Analysis by lap

Lapped

Nr	Lap Time	Gap	Nr	Lap Time	Gap	Nr	Lap Time	Gap	Nr	Lap Time	Gap	Nr	Lap Time	Gap			
Lap 1																	
63	2:56.166		63	2:11.749		89	1:37.536	10.370	89	1:34.534	16.598	44	1:37.094	48.614			
82	2:57.253	1.087	82	2:10.031	0.666	6	1:37.600	10.477	20	1:31.579	1 Lap	71	1:40.653	1'16.154			
50	3:00.468	4.302	50	2:09.666	2.052	93	1:32.746	11.144	6	1:34.488	18.014	50	1:58.870	1 Lap			
6	3:03.476	7.310	6	2:04.622	2.805	77	1:33.589	13.411	30	1:34.798	21.059						
89	3:05.363	9.197	89	2:06.210	5.519	10	1:34.618	13.571	1	1:33.973	23.623						
30	3:08.137	11.971	30	2:05.949	6.311	30	1:36.650	15.059	82	1:37.201	26.558						
110	3:12.515	16.349	110	2:10.299	12.989	20	1:33.921	1 Lap	110	1:35.334	33.887						
44	3:14.571	18.405	44	2:08.573	13.143	1	1:35.978	20.615	44	1:37.591	34.070						
10	3:15.904	19.738	10	2:07.610	13.249	44	1:36.893	23.099	70	1:35.012	34.914						
93	3:19.500	23.334	93	2:07.628	14.639	70	1:36.868	28.761	71	1:39.185	54.187						
1	3:22.559	26.393	1	2:07.111	15.313	110	1:33.170	29.584	Lap 11								
90	3:24.433	28.267	77	2:02.787	16.022	50	1:57.646	30.363	63	1:32.699							
77	3:27.965	31.799	90	2:06.650	16.186	71	1:40.374	36.752	93	1:31.851	8.463						
70	3:30.364	34.198	70	2:00.704	17.478	90	1:39.624	1'28.953	77	1:31.771	8.712						
71	3:31.742	35.576	71	2:01.165	19.117	Lap 8				10	1:31.516	8.830					
Lap 2																	
63	3:09.705		Lap 5														
82	3:10.794	2.176	63	1:34.041		63	1:32.858		63	1:32.699							
50	3:08.616	3.213	82	1:34.591	1.216	82	1:33.587	3.351	93	1:31.851	8.463						
6	3:10.595	8.200	50	1:35.159	3.170	93	1:33.902	12.188	77	1:31.771	8.712						
89	3:09.997	9.489	6	1:36.128	4.892	77	1:31.816	12.369	10	1:31.516	8.830						
30	3:10.071	12.337	89	1:34.403	5.881	10	1:33.567	14.280	20	1:33.139	1 Lap						
110	3:07.614	14.258	30	1:36.791	9.061	89	1:36.986	14.498	89	1:35.434	19.333						
44	3:07.925	16.625	10	1:33.521	12.729	6	1:37.338	14.957	90	1:39.913	1 Lap						
10	3:07.881	17.914	93	1:32.309	12.907	30	1:35.407	17.608	6	1:35.101	20.416						
93	3:06.053	19.682	77	1:33.684	15.665	20	1:31.342	1 Lap	30	1:37.055	25.415						
1	3:04.096	20.784	1	1:35.918	17.190	1	1:33.982	21.739	82	1:33.036	26.895						
90	3:04.780	23.342	44	1:38.205	17.307	44	1:36.488	26.729	50	2:09.275	1 Lap						
77	3:04.229	26.323	70	1:38.352	21.789	70	1:35.844	31.747	110	1:34.596	35.784						
70	3:04.612	29.105	20	1:34.545	1 Lap	110	1:35.024	31.750	70	1:37.433	39.648						
71	3:04.538	30.409	71	1:39.298	24.374	71	1:38.890	42.784	44	1:38.408	39.779						
20	7:08.605	1 Lap	110	1:48.742	27.690	50	2:01.276	58.781	71	1:41.358	1'02.846						
Lap 3																	
63	2:51.542		Lap 6														
82	2:51.750	2.384	63	1:33.540		63	1:33.636		63	1:32.897							
50	2:52.464	4.135	82	1:34.223	1.899	90	1:41.883	1 Lap	93	1:31.788	7.354						
6	2:53.274	9.932	50	1:36.336	5.966	77	1:31.497	10.230	77	1:31.684	7.499						
89	2:53.111	11.058	89	1:33.742	6.083	93	1:31.964	10.516	10	1:31.586	7.519						
30	2:51.316	12.111	6	1:34.774	6.126	10	1:30.951	11.595	20	1:31.963	1 Lap						
110	2:51.723	14.439	93	1:32.280	11.647	89	1:33.902	14.764	6	1:37.138	24.657						
44	2:51.236	16.319	30	1:36.137	11.658	6	1:34.905	16.226	90	1:39.405	1 Lap						
10	2:51.016	17.388	10	1:33.013	12.202	30	1:34.989	18.961	30	1:35.025	27.543						
93	2:50.620	18.760	77	1:30.946	13.071	20	1:33.752	1 Lap	82	1:33.705	27.703						
1	2:50.709	19.951	1	1:34.236	17.886	82	1:52.342	22.057	110	1:34.369	37.256						
90	2:49.485	21.285	44	1:35.688	19.455	1	1:34.247	22.350	70	1:36.534	43.285						
77	2:50.203	24.984	20	1:31.288	1 Lap	44	1:36.086	29.179	44	1:37.954	44.836						
70	2:50.960	28.523	70	1:36.893	25.142	110	1:33.139	31.253	50	2:02.270	1 Lap						
71	2:50.834	29.701	71	1:38.793	29.627	70	1:34.491	32.602	71	1:38.868	1'08.817						
20	2:22.940	1 Lap	110	1:35.513	29.663	71	1:38.554	47.702									
99	9:38.859	2 Laps	90	1:42.395	1'22.578	50	2:02.384	1'27.529									
Lap 4																	
63	1:33.249		Lap 7														
82	1:33.972	2.622	63	1:33.249		63	1:32.700		63	1:33.316							
Lap 5																	
63	1:32.749		82	1:33.972	2.622	93	1:31.495	9.311	93	1:31.289	5.327						
6	1:32.746	11.144	Lap 8														
77	1:33.589	13.411	6	1:32.746	11.144	77	1:32.110	9.640	77	1:31.238	5.421						
10	1:34.618	13.571	Lap 9														
30	1:36.650	15.059	10	1:34.618	13.571	10	1:31.118	10.013	10	1:31.396	5.599						
20	1:33.921	1 Lap	Lap 10														
1	1:35.978	20.615	20	1:33.921	1 Lap	20	1:40.488	1 Lap	20	1:32.814	1 Lap						
44	1:36.893	23.099	Lap 11														
70	1:36.868	28.761	44	1:36.893	23.099	Lap 12											
110	1:33.170	29.584	70	1:36.868	28.761	63	1:32.897		63	1:32.699							
50	1:57.646	30.363	Lap 13														
71	1:40.374	36.752	50	1:57.646	30.363	93	1:31.851	8.463	93	1:31.851	8.463						
90	1:39.624	1'28.953	Lap 14														
Lap 10																	
63	1:32.700		Lap 15														
93	1:31.495	9.311	63	1:32.700		63	1:32.699		63	1:32.699							
77	1:32.110	9.640	93	1:31.495	9.311	93	1:31.851	8.463	93	1:31.851	8.463						
10	1:31.118	10.013	Lap 16														
90	1:40.488	1 Lap	10	1:31.118	10.013	77	1:31.771	8.712	77	1:31.771	8.712						
Lap 11																	
89	1:34.534	16.598	Lap 17														
20	1:31.579	1 Lap	89	1:34.534	16.598	10	1:33.139	1 Lap	10	1:33.139	1 Lap						
6	1:34.488	18.014	Lap 18														
30	1:34.798	21.059	6	1:34.488	18.014	89	1:35.434	19.333	89	1:35.434	19.333						
1	1:33.973	23.623	Lap 19														
82	1:37.201	26.558	1	1:33.973	23.623	90	1:39.913	1 Lap	90	1:39.913	1 Lap						
110	1:35.334	33.887	Lap 20														
44	1:37.591	34.070	110	1:35.334	33.887	6	1:35.101	20.416	6	1:35.101	20.416						
70	1:35.012	34.914	Lap 21														
71	1:39.185	54.187	70	1:35.012	34.914	30	1:37.055	25.415	30	1:37.055	25.415						
Lap 12																	
63	1:32.699		Lap 22														
93	1:31.851	8.463	63	1:32.699		82	1:33.036	26.895	82	1:33.036	26.895						
77	1:31.771	8.712	Lap 23														
10	1:31.516	8.830	77	1:31.771	8.712	50	2:09.275	1 Lap	50	2:09.275	1 Lap						
20	1:33.139	1 Lap	Lap 24														
89	1:35.434	19.333	10	1:31.516	8.830	110	1:34.596	35.784	110	1:34.596	35.784						
90	1:39.913	1 Lap	Lap 25														
6	1:35.101	20.416	89	1:35.434	19.333	70	1:37.433	39.648	70	1:37.433	39.648						
30	1:37.055	25.415	Lap 26														
82	1:33.036	26.895	6	1:35.101	20.416	44	1:38.408	39.779	44	1:38.408	39.779						
50	2:09.275	1 Lap	Lap 27														
110	1:34.596	35.784	30	1:37.055	25.415	71	1:41.358	1'02.846	71	1:41.358	1'02.846						
70	1:37.433	39.648	Lap 28														
44	1:38.408	39.779	110	1:34.596	35.784	Lap 29											
71	1:41.358	1'02.846	44	1:38.408	39.779	Lap 30											
Lap 13																	
63	1:32.897		Lap 31														
93	1:31.788	7.354	63	1:32.897		63	1:32.814	1 Lap	63	1:32.814	1 Lap						
77	1:31.684	7.499	Lap 32														
10	1:31.586	7.519	93	1:31.788	7.354	6	1:35.318	26.659	6	1:35.318	26.659						
20	1:31.963	1 Lap	Lap 33														
6	1:37.138	24.657	10	1:31.586	7.519	30	1:34.894	29.121	30	1:34.894	29.121						
90	1:39.405	1 Lap	Lap 34														
30	1:35.025	27.543	20	1:31.963	1 Lap	82	1:34.880	29.267	82	1:34.880	29.267						
82	1:33.705	27.703	Lap 35														
110	1:34.369	37.256	30	1:35.025	27.543	90	1:39.963	1 Lap	90	1:39.963	1 Lap						
70	1:36.534	43.285	Lap 36														
44	1:37.954	44.836	110	1:34.369	37.256	110	1:34.186	38.126	110	1:34.186	38.126						
50	2:02.270	1 Lap	Lap 37														
71	1:38.868	1'08.817	44	1:37.954	44.836	70	1:35.463	45.432	70	1:35.463	45.432						



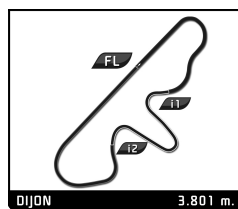
HSCC HISTORIC F3 GRAND PRIX DE L'AGE D'OR RACE 2

Analysis

Personal Best Session Best B Crossing the finish line in pit lane

Lap	Time	Sector 1	Sector 2	Sector 3	Kph	Elapsed	Lap	Time	Sector 1	Sector 2	Sector 3	Kph	Elapsed		
1	Jim BLOCKLEY	GBR						9	1:31.579	24.643	32.877	34.059	149.4	20:47.059	
	Great Britain A	Brabham BT21B						10	1:33.139	25.212	33.151	34.776	146.9	22:20.198	
1	3:22.559 B	36.954	44.076	2:01.529	67.6	3:22.559	11	1:31.963	24.873	32.891	34.199	148.8	23:52.161		
2	3:04.096 B	42.106	51.801	1:30.189	74.3	6:26.655	12	1:32.814	25.024	33.331	34.459	147.4	25:24.975		
3	2:50.709 B	39.763	44.890	1:26.056	80.2	9:17.364									
4	2:07.111	36.500	49.226	41.385	107.7	11:24.475									
5	1:35.918	27.030	34.483	34.405	142.7	13:00.393									
6	1:34.236	25.684	33.998	34.554	145.2	14:34.629									
7	1:35.978	25.772	35.187	35.019	142.6	16:10.607									
8	1:33.982	25.575	33.751	34.656	145.6	17:44.589									
9	1:34.247	25.849	33.892	34.506	145.2	19:18.836									
10	1:33.973	25.532	33.911	34.530	145.6	20:52.809									
6	Leif BOSSON	SWE						30	Clas MULLER	SWE					
	Sweden	Brabham BT28							Sweden	Brabham BT28					
1	3:03.476 B	34.262	42.328	1:46.886	74.6	3:03.476	1	3:08.137 B	35.122	42.452	1:50.563	72.7	3:08.137		
2	3:10.595 B	52.962	51.025	1:26.608	71.8	6:14.071	2	3:10.071 B	49.722	51.440	1:28.909	72.0	6:18.208		
3	2:53.274 B	41.668	48.305	1:23.301	79.0	9:07.345	3	2:51.316 B	39.019	48.799	1:23.498	79.9	9:09.524		
4	2:04.622	38.923	48.965	36.734	109.8	11:11.967	4	2:05.949	37.982	50.013	37.954	108.6	11:15.473		
5	1:36.128	26.494	34.332	35.302	142.3	12:48.095	5	1:36.791	26.562	35.257	34.972	141.4	12:52.264		
6	1:34.774	25.913	33.840	35.021	144.4	14:22.869	6	1:36.137	26.078	34.974	35.085	142.3	14:28.401		
7	1:37.600	27.467	34.677	35.456	140.2	16:00.469	7	1:36.650	26.483	35.561	34.606	141.6	16:05.051		
8	1:37.338	26.921	35.212	35.205	140.6	17:37.807	8	1:35.407	26.046	34.805	34.556	143.4	17:40.458		
9	1:34.905	25.353	34.434	35.118	144.2	19:12.712	9	1:34.989	26.101	34.601	34.287	144.1	19:15.447		
10	1:34.488	25.659	33.872	34.957	144.8	20:47.200	10	1:34.798	25.904	34.194	34.700	144.3	20:50.245		
11	1:35.101	25.646	34.177	35.278	143.9	22:22.301	11	1:37.055	26.000	35.096	35.959	141.0	22:27.300		
12	1:37.138	26.705	34.838	35.595	140.9	23:59.439	12	1:35.025	26.065	34.219	34.741	144.0	24:02.325		
13	1:35.318	25.865	33.931	35.522	143.6	25:34.757	13	1:34.894	26.066	34.623	34.205	144.2	25:37.219		
10	Max BLEES	DEU						44	Peter HAMILTON	GBR					
	Germany	Brabham BT15							Great Britain B	Tecno F3					
1	3:15.904 B	35.288	44.250	1:56.366	69.8	3:15.904	1	3:14.571 B	36.448	42.691	1:55.432	70.3	3:14.571		
2	3:07.881 B	46.728	52.011	1:29.142	72.8	6:23.785	2	3:07.925 B	47.454	51.800	1:28.671	72.8	6:22.496		
3	2:51.016 B	38.390	47.146	1:25.480	80.0	9:14.801	3	2:51.236 B	38.756	47.112	1:25.368	79.9	9:13.732		
4	2:07.610	37.227	49.388	40.995	107.2	11:22.411	4	2:08.573	37.410	49.640	41.523	106.4	11:22.305		
5	1:33.521	25.950	33.642	33.929	146.3	12:55.932	5	1:38.205	27.335	35.199	35.671	139.3	13:00.510		
6	1:33.013	25.564	33.657	33.792	147.1	14:28.945	6	1:35.688	26.304	34.100	35.284	143.0	14:36.198		
7	1:34.618	26.149	34.964	33.505	144.6	16:03.563	7	1:36.893	26.407	34.287	36.199	141.2	16:13.091		
8	1:33.567	25.315	33.771	34.481	146.2	17:37.130	8	1:36.488	26.420	34.316	35.752	141.8	17:49.579		
9	1:30.951	24.737	32.823	33.391	150.5	19:08.081	9	1:36.086	26.233	34.106	35.747	142.4	19:25.665		
10	1:31.118	24.779	32.768	33.571	150.2	20:39.199	10	1:37.591	26.724	34.688	36.179	140.2	21:03.256		
11	1:31.516	24.932	33.170	33.414	149.5	22:10.715	11	1:38.408	26.453	35.579	36.376	139.0	22:41.664		
12	1:31.586	25.072	33.199	33.315	149.4	23:42.301	12	1:37.954	27.648	34.499	35.807	139.7	24:19.618		
13	1:31.396	25.246	33.323	32.827	149.7	25:13.697	13	1:37.094	26.377	34.292	36.425	140.9	25:56.712		
20	Thierry GALLO	FRA						50	Jim TIMMS	GBR					
	France	Tecno F3							Great Britain B	Brabham BT21					
1	7:08.605 B	5:23.160	40.027	1:05.418	31.9	7:08.605	1	3:00.468 B	33.833	42.107	1:44.528	75.8	3:00.468		
2	2:22.940 B	33.209	35.574	1:14.157	95.7	9:31.545	2	3:08.616 B	54.384	51.386	1:22.846	72.5	6:09.084		
3	1:59.087	34.927	43.763	40.397	114.9	11:30.632	3	2:52.464 B	45.529	48.177	1:18.758	79.3	9:01.548		
4	1:34.545	25.331	33.645	35.569	144.7	13:05.177	4	2:09.666	43.516	49.724	36.426	105.5	11:11.214		
5	1:31.288	24.574	33.304	33.410	149.9	14:36.465	5	1:35.159	26.291	34.255	34.613	143.8	12:46.373		
6	1:33.921	24.626	35.068	34.227	145.7	16:10.386	6	1:36.336	26.820	34.131	35.385	142.0	14:22.709		
7	1:31.342	24.622	33.135	33.585	149.8	17:41.728	7	1:57.646	29.912	43.460	44.274	116.3	16:20.355		
8	1:33.752	25.027	34.853	33.872	146.0	19:15.480	8	2:01.276	31.713	42.474	47.089	112.8	18:21.631		
							9	2:02.384	34.645	42.721	45.018	111.8	20:24.015		
							10	2:09.275	35.677	45.321	48.277	105.8	22:33.290		
							11	2:02.270	36.217	42.403	43.650	111.9	24:35.560		
							12	1:58.870	33.653	41.642	43.575	115.1	26:34.430		
63	Christoph WIDMER	CHE						63	Christoph WIDMER	CHE					
	Switzerland A	Brabham BT18A							Switzerland A	Brabham BT18A					
1	2:56.166 B	32.177	40.214	1:43.775	77.7	2:56.166	1	2:56.166 B	32.177	40.214	1:43.775	77.7	2:56.166		
2	3:09.705 B	56.971	51.412	1:21.322	72.1	6:05.871	2	3:09.705 B	56.971	51.412	1:21.322	72.1	6:05.871		





HSCC HISTORIC F3 GRAND PRIX DE L'AGE D'OR RACE 2

Analysis

Personal Best Session Best B Crossing the finish line in pit lane

Lap	Time	Sector 1	Sector 2	Sector 3	Kph	Elapsed	Lap	Time	Sector 1	Sector 2	Sector 3	Kph	Elapsed
3	2:51.542 B	46.880	46.658	1:18.004	79.8	8:57.413	11	1:31.771	24.676	33.609	33.486	149.1	22:10.597
4	2:11.749	45.624	48.416	37.709	103.9	11:09.162	12	1:31.684	24.676	33.498	33.510	149.2	23:42.281
5	1:34.041	25.762	33.762	34.517	145.5	12:43.203	13	1:31.238	24.684	33.367	33.187	150.0	25:13.519
6	1:33.540	25.225	33.861	34.454	146.3	14:16.743							
7	1:33.249	25.292	33.452	34.505	146.7	15:49.992							
8	1:32.858	25.333	33.342	34.183	147.4	17:22.850							
9	1:33.636	25.293	34.148	34.195	146.1	18:56.486							
10	1:32.700	25.228	33.267	34.205	147.6	20:29.186							
11	1:32.699	25.327	33.266	34.106	147.6	22:01.885							
12	1:32.897	25.211	33.335	34.351	147.3	23:34.782							
13	1:33.316	25.344	33.587	34.385	146.6	25:08.098							

70 Mauro POPONCINI		BEL											
Sweden		Cooper T76											
1	3:30.364 B	37.497	46.038	2:06.829	65.0	3:30.364							
2	3:04.612 B	39.296	50.011	1:35.305	74.1	6:34.976							
3	2:50.960 B	36.996	41.849	1:32.115	80.0	9:25.936							
4	2:00.704	35.761	44.955	39.988	113.4	11:26.640							
5	1:38.352	27.288	35.051	36.013	139.1	13:04.992							
6	1:36.893	26.525	34.882	35.486	141.2	14:41.885							
7	1:36.868	26.850	34.210	35.808	141.3	16:18.753							
8	1:35.844	26.739	34.092	35.013	142.8	17:54.597							
9	1:34.491	26.171	33.844	34.476	144.8	19:29.088							
10	1:35.012	26.072	34.167	34.773	144.0	21:04.100							
11	1:37.433	26.071	35.281	36.081	140.4	22:41.533							
12	1:36.534	27.102	34.477	34.955	141.7	24:18.067							
13	1:35.463	26.185	34.156	35.122	143.3	25:53.530							

71 Chris HOLLAND		GBR											
Great Britain B		Brabham BT21											
1	3:31.742 B	38.802	46.753	2:06.187	64.6	3:31.742							
2	3:04.538 B	39.557	50.602	1:34.379	74.2	6:36.280							
3	2:50.834 B	38.185	40.604	1:32.045	80.1	9:27.114							
4	2:01.165	37.047	44.131	39.987	112.9	11:28.279							
5	1:39.298	27.201	36.676	35.421	137.8	13:07.577							
6	1:38.793	27.125	36.203	35.465	138.5	14:46.370							
7	1:40.374	26.796	35.672	37.906	136.3	16:26.744							
8	1:38.890	27.081	36.182	35.627	138.4	18:05.634							
9	1:38.554	26.781	35.946	35.827	138.8	19:44.188							
10	1:39.185	27.193	35.699	36.293	138.0	21:23.373							
11	1:41.358	27.321	35.656	38.381	135.0	23:04.731							
12	1:38.868	27.233	35.564	36.071	138.4	24:43.599							
13	1:40.653	27.673	36.707	36.273	135.9	26:24.252							

77 Francois DEROSI		FRA											
France		Chevron B17											
1	3:27.965 B	37.019	45.214	2:05.732	65.8	3:27.965							
2	3:04.229 B	41.152	49.414	1:33.663	74.3	6:32.194							
3	2:50.203 B	37.994	42.683	1:29.526	80.4	9:22.397							
4	2:02.787	34.495	47.630	40.662	111.4	11:25.184							
5	1:33.684	26.475	33.380	33.829	146.1	12:58.868							
6	1:30.946	24.618	32.834	33.494	150.5	14:29.814							
7	1:33.589	25.445	34.223	33.921	146.2	16:03.403							
8	1:31.816	24.504	33.848	33.464	149.0	17:35.219							
9	1:31.497	24.612	32.840	34.045	149.6	19:06.716							
10	1:32.110	25.028	33.482	33.600	148.6	20:38.826							

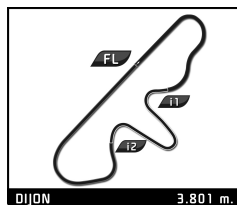
82 Marcus MUSSA		MCO											
Monaco		Tecno F3											
1	2:57.253 B	32.978	42.105	1:42.170	77.2	2:57.253							
2	3:10.794 B	56.667	51.531	1:22.596	71.7	6:08.047							
3	2:51.750 B	45.521	47.568	1:18.661	79.7	8:59.797							
4	2:10.031	44.006	48.792	37.233	105.2	11:09.828							
5	1:34.591	26.000	34.140	34.451	144.7	12:44.419							
6	1:34.223	25.848	33.953	34.422	145.2	14:18.642							
7	1:33.972	25.587	33.918	34.467	145.6	15:52.614							
8	1:33.587	25.676	33.505	34.406	146.2	17:26.201							
9	1:52.342 B	25.254	33.547	53.541	121.8	19:18.543							
10	1:37.201	29.558	33.305	34.338	140.8	20:55.744							
11	1:33.036	25.093	33.271	34.672	147.1	22:28.780							
12	1:33.705	25.307	33.800	34.598	146.0	24:02.485							
13	1:34.880	26.192	34.789	33.899	144.2	25:37.365							

89 Maurice SLOTINE		FRA											
France		Merlyn Mk14A											
1	3:05.363 B	34.457	42.418	1:48.488	73.8	3:05.363							
2	3:09.997 B	51.671	51.406	1:26.920	72.0	6:15.360							
3	2:53.111 B	40.790	49.296	1:23.025	79.0	9:08.471							
4	2:06.210	38.267	49.878	38.065	108.4	11:14.681							
5	1:34.403	25.961	34.149	34.293	144.9	12:49.084							
6	1:33.742	25.746	33.980	34.016	146.0	14:22.826							
7	1:37.536	27.784	34.512	35.240	140.3	16:00.362							
8	1:36.986	25.944	35.678	35.364	141.1	17:37.348							
9	1:33.902	25.290	33.942	34.670	145.7	19:11.250							
10	1:34.534	25.974	33.553	35.007	144.7	20:45.784							
11	1:35.434	26.355	34.233	34.846	143.4	22:21.218							

90 Angelo DELEA		CHE											
Switzerland B		Brabham BT16											
1	3:24.433 B	36.928	44.667	2:02.838	66.9	3:24.433							
2	3:04.780 B	41.176	52.219	1:31.385	74.1	6:29.213							
3	2:49.485 B	38.388	44.640	1:26.457	80.7	9:18.698							
4	2:06.650	37.272	48.270	41.108	108.0	11:25.348							
5	2:31.578	26.982	35.522	1:29.074	90.3	13:56.926							
6	1:42.395	28.563	35.826	38.006	133.6	15:39.321							
7	1:39.624	27.527	34.891	37.206	137.4	17:18.945							
8	1:41.883	28.572	36.363	36.948	134.3	19:00.828							
9	1:40.488	27.780	35.298	37.410	136.2	20:41.316							
10	1:39.913	27.000	36.008	36.905	137.0	22:21.229							
11	1:39.405	27.655	35.980	35.770	137.7	24:00.634							
12	1:39.963	27.306	36.450	36.207	136.9	25:40.597							

93 Roland FISCHER		DEU											
Germany		Tecno F3											
1	3:19.500 B	35.922	44.493	1:59.085	68.6	3:19.500							
2	3:06.053 B	44.213	51.972	1:29.868	73.5	6:25.553							
3	2:50.620 B	38.189	46.385	1:26.046	80.2	9:16.173							
4	2:07.628	36.672	49.761	41.195	107.2	11:23.801							
5	1:32.309	25.187	33.853	33.269	148.2	12:56.110							





HSCC HISTORIC F3 GRAND PRIX DE L'AGE D'OR RACE 2

Analysis

Lap	Time	Sector 1	Sector 2	Sector 3	Kph	Elapsed	Lap	Time	Sector 1	Sector 2	Sector 3	Kph	Elapsed
6	1:32.280	24.789	34.060	33.431	148.3	14:28.390							
7	1:32.746	24.962	34.360	33.424	147.5	16:01.136							
8	1:33.902	25.650	34.368	33.884	145.7	17:35.038							
9	1:31.964	25.177	33.233	33.554	148.8	19:07.002							
10	1:31.495	24.464	33.297	33.734	149.6	20:38.497							
11	1:31.851	24.662	33.636	33.553	149.0	22:10.348							
12	1:31.788	24.651	33.479	33.658	149.1	23:42.136							
13	1:31.289	24.521	33.300	33.468	149.9	25:13.425							

■ Personal Best
 ■ Session Best
 B Crossing the finish line in pit lane

99	Mike PASCALL	GBR
	Monaco	Brabham BT21
1	9:38.859	23.6 9:38.859

110	Paul WAINE	GBR
	Monaco	De Sanctis F3 69

1	3:12.515 B	35.513	42.777	1:54.225	71.1	3:12.515
2	3:07.614 B	48.707	51.353	1:27.554	72.9	6:20.129
3	2:51.723 B	39.248	48.338	1:24.137	79.7	9:11.852
4	2:10.299	38.202	48.916	43.181	105.0	11:22.151
5	1:48.742	25.761	48.155	34.826	125.8	13:10.893
6	1:35.513	25.542	34.910	35.061	143.3	14:46.406
7	1:33.170	25.153	33.972	34.045	146.9	16:19.576
8	1:35.024	26.298	34.789	33.937	144.0	17:54.600
9	1:33.139	25.161	33.817	34.161	146.9	19:27.739
10	1:35.334	25.192	34.618	35.524	143.5	21:03.073
11	1:34.596	25.296	34.691	34.609	144.7	22:37.669
12	1:34.369	25.612	34.100	34.657	145.0	24:12.038
13	1:34.186	25.185	34.201	34.800	145.3	25:46.224